

5002 SERVICII PUBLICE GENERALE

Anexa 7

CONTUL DE EXECUTIE AL INSTITUTIILOR PUBLICE - CHELTUIELI

la data de 30.09.2020

Cod 21 Capitol 5002

Subcapitol

-lei-

DENUMIREA INDICATORILOR*)	Cod indicator	Credite de angajament		Credite bugetare		Angajamente bugetare	Angajamente legale	Plati efectuate	Angajamente legale de platit	Cheltuieli efective
		aprobate la finele perioadei de raportare	trimestriale cumulate	aprobate la finele perioadei de raportare	trimestriale cumulate					
A	B	1	2	3	4	5	6	7	8=6-7	9
TOTAL CHELTUIELI(SECTIUNEA DE FUNCTIONARE+SECTIUNEA DE DEZVOLTARE)		1,384,854,490	1,384,854,490	542,010,000	469,399,830	471,813,139	404,349,470	223,662,687	180,686,783	219,122,352
SECTIUNEA DE FUNCTIONARE (cod 01+79+85)	F	3,000,000	3,000,000	302,381,000	282,164,550	291,578,536	275,047,442	199,658,382	75,389,060	204,585,250
CHELTUIELI CURENTE (10+20+30+40+50+51SF+55SF+57+59)	01F	3,000,000	3,000,000	300,427,000	280,210,550	289,950,761	273,419,667	199,185,060	74,234,607	204,585,250
TITLUL I CHELTUIELI DE PERSONAL (cod 10.01 la10.03)	10			71,177,000	62,647,200	71,053,900	71,027,927	57,244,087	13,783,840	56,273,802
Cheltuieli salariale in bani (cod 10.01.01+10.01.03 la 10.01.08 +10.01.10 la 10.01.16 +10.01.30)	1001			67,904,800	59,561,000	67,803,800	67,788,027	54,595,478	13,192,549	53,642,351
Salarii de baza	100101			61,912,800	54,433,000	61,912,800	61,912,800	50,156,700	11,756,100	49,310,085
Sporuri pentru conditii de munca	100105			1,132,000	885,000	1,132,000	1,132,000	709,828	422,172	726,470
Alte sporuri	100106			331,000	309,000	331,000	331,000	274,529	56,471	271,536
Indemnizatii platite unor persoane din afara unitatii	100112			538,000	433,000	450,000	450,000	336,960	113,040	331,344
Indemnizatii de delegare	100113			32,000	32,000	31,000	21,000	1,006	19,994	986
Indemnizatii de hrana	100117			3,584,000	3,096,000	3,572,000	3,572,000	2,854,458	717,542	2,723,466
Alte drepturi salariale in bani	100130			375,000	373,000	375,000	369,227	261,997	107,230	278,464
Cheltuieli salariale in natura (cod 10.02.01 la 10.02.06+10.02.30)	1002			1,727,200	1,727,200	1,727,200	1,727,200	1,423,692	303,508	1,423,692
Norme de hrana	100202			1,100,000	1,100,000	1,100,000	1,100,000	799,492	300,508	799,492
Tichete de vacanta	100206			627,200	627,200	627,200	627,200	624,200	3,000	624,200
Contributii (cod 10.03.01 la 10.03.06)	1003			1,545,000	1,359,000	1,522,900	1,512,700	1,224,917	287,783	1,207,759
Contributii de asigurari sociale de stat	100301			23,200		7,100				716
Contributii de asigurari de somaj	100302			750		300				

A	B	1	2	3	4	5	6	7	8=6-7	9
Contributii de asigurari sociale de sanatate	100303			6,850		2,300				
Contributii de asigurari pentru accidente de munca si boli profesionale	100304			300		100				
Contributii pentru concedii si indemnizatii	100306			1,200		400				
Contributia asiguratorie pentru munca	100307			1,512,700	1,359,000	1,512,700	1,512,700	1,224,917	287,783	1,207,043
TITLUL II BUNURI SI SERVICII (cod 20.01 la 20.06+20.09 la 20.16+20.18 la 20.25+20.27+20.30)	20	3,000,000	3,000,000	124,168,000	115,447,150	124,025,792	111,943,668	67,287,777	44,655,891	74,736,206
Bunuri si servicii (cod 20.01.01 la 20.01.09+20.01.30)	2001	3,000,000	3,000,000	60,882,690	59,811,120	60,802,982	56,002,188	37,919,612	18,082,576	44,392,866
Furnituri de birou	200101			843,740	818,340	801,740	714,215	399,069	315,146	462,660
Materiale pentru curatenie	200102			860,840	817,240	859,840	836,897	442,230	394,667	423,262
Incalzit, iluminat si forta motrica	200103	3,000,000	3,000,000	16,439,270	15,959,680	16,439,270	15,667,652	12,948,944	2,718,708	12,726,521
Apa, canal si salubritate	200104			28,889,360	28,700,890	28,884,088	26,749,475	18,337,235	8,412,240	22,000,597
Carburanti si lubrifianti	200105			276,000	251,000	258,000	152,773	146,655	6,118	149,359
Piese de schimb	200106			48,100	48,100	48,100	48,100	27,841	20,259	30,253
Transport	200107			665,440	598,530	665,440	665,440	352,176	313,264	207,424
Posta, telecomunicatii, radio, tv, internet	200108			1,156,380	1,073,530	1,151,380	925,190	756,222	168,968	761,567
Materiale si prestari de servicii cu caracter functional	200109			8,971,290	8,908,290	8,968,290	7,683,511	3,316,288	4,367,223	6,466,941
Alte bunuri si servicii pentru intretinere si functionare	200130			2,732,270	2,635,520	2,726,834	2,558,935	1,192,952	1,365,983	1,164,282
Reparatii curente	2002			40,981,510	33,465,510	40,981,510	40,508,611	17,287,429	23,221,182	18,973,187
Hrana (cod 20.03.01+20.03.02)	2003			1,574,000	1,574,000	1,574,000	1,574,000	886,420	687,580	1,050,145
Hrana pentru oameni	200301			1,574,000	1,574,000	1,574,000	1,574,000	886,420	687,580	1,050,145
Medicamente si materiale sanitare (cod 20.04.01 la 20.04.04)	2004			3,986,030	3,986,030	3,975,530	3,917,260	3,494,673	422,587	3,588,272
Medicamente	200401			51,300	51,300	51,300	47,563	21,724	25,839	33,951
Materiale sanitare	200402			3,601,400	3,601,400	3,601,400	3,546,867	3,389,308	157,559	3,454,674
Dezinfectanti	200404			333,330	333,330	322,830	322,830	83,641	239,189	99,647
Bunuri de natura obiectelor de inventar (cod 20.05.01+20.05.03+20.05.30)	2005			3,118,690	3,092,390	3,068,690	2,678,985	1,748,077	930,908	691,158
Uniforme si echipament	200501			126,500	126,500	126,500	108,294	95,363	12,931	172,407
Lenjerie si accesorii de pat	200503			128,000	128,000	128,000	127,782	127,782		
Alte obiecte de inventar	200530			2,864,190	2,837,890	2,814,190	2,442,909	1,524,932	917,977	518,751
Deplasari, detasari, transferari (cod 20.06.01+20.06.02)	2006			116,060	111,560	116,060	86,502	40,887	45,615	16,042
Deplasari interne, detasari, transferari	200601			106,060	101,560	106,060	76,502	40,887	35,615	16,042
Deplasari in strainatate	200602			10,000	10,000	10,000	10,000		10,000	

A	B	1	2	3	4	5	6	7	8=6-7	9
Materiale de laborator	2009			2,500	2,000	2,500	2,500	896	1,604	
Cercetare-dezvoltare	2010			-1,800	-1,800	-1,800	-1,800		-1,800	
Carti, publicatii si materiale documentare	2011			54,600	52,600	54,600	50,638	21,717	28,921	11,073
Consultanta si expertiza	2012			160,700	160,700	160,700				
Pregatire profesionala	2013			162,160	153,660	162,160	162,160	49,237	112,923	52,372
Protectia muncii	2014			74,540	73,540	74,540	66,396	21,716	44,680	30,548
Cheltuieli judiciare si extrajudiciare derivate din actiuni in reprezentarea intereselor statului, potrivit dispozitiilor legale	2025			353,000	353,000	353,000	267,116	248,612	18,504	248,612
Alte cheltuieli (cod 20.30.01 la 20.30.04+20.30.06+20.30.07+20.30.09+20.30.30)	2030			12,703,320	12,612,840	12,701,320	6,629,112	5,568,501	1,060,611	5,681,931
Reclama si publicitate	203001			187,000	187,000	185,000	149,516	115,525	33,991	124,705
Protocol si reprezentare	203002			55,000	55,000	55,000	45,694	25,002	20,692	41,676
Prime de asigurare non-viata	203003			267,260	236,410	267,260	229,139	168,095	61,044	159,799
Chirii	203004			1,462,500	1,453,500	1,462,500	1,046,511	843,384	203,127	829,671
Alte cheltuieli cu bunuri si servicii	203030			10,731,560	10,680,930	10,731,560	5,158,252	4,416,495	741,757	4,526,080
TITLUL III DOBANZI (cod 30.01 la 30.03)	30			3,091,000	3,091,000	3,091,000	3,091,000	1,241,895	1,849,105	1,517,786
Dobanzi aferente datoriei publice interne (cod 30.01.01+30.01.02)	3001			3,091,000	3,091,000	3,091,000	3,091,000	1,241,895	1,849,105	1,517,786
Dobanzi aferente datoriei publice interne directe	300101			3,091,000	3,091,000	3,091,000	3,091,000	1,241,895	1,849,105	1,517,786
TITLUL IV SUBVENTII (cod 40.03+40.20+ 40.30)	40			12,850,000	12,850,000	12,850,000	11,340,818	9,576,457	1,764,361	9,923,166
Subventii pentru acoperirea diferentelor de pret si tarif	4003			12,850,000	12,850,000	12,850,000	11,340,818	9,576,457	1,764,361	9,923,166
TITLUL VI TRANSFERURI INTRE UNITATI ALE ADMINISTRATIEI PUBLICE (cod 51.01) (cod 51.01)	51F			33,992,000	32,368,950	28,272,000	25,909,000	25,163,352	745,648	25,163,352
Transferuri curente (cod 51.01.01+51.01.03+51.01.05+ 51.01.14+51.01.15+ 51.01.24 +51.01.26 +51.01.31+51.01.39+ 51.01.46+51.01.49+51.01.60+51.01.61+51.01.64)	5101			33,992,000	32,368,950	28,272,000	25,909,000	25,163,352	745,648	25,163,352
Transferuri catre institutii publice	510101			32,295,000	30,671,950	26,575,000	24,909,000	24,359,352	549,648	24,359,352
Actiuni de sanatate	510103			1,697,000	1,697,000	1,697,000	1,000,000	804,000	196,000	804,000
TITLUL VII ALTE TRANSFERURI (cod 55.01+ 55.02)	55F			6,758,000	6,063,000	6,758,000	6,757,562	4,475,910	2,281,652	5,306,586
Transferuri interne (55.01.18+55.01.63+55.01.65)	5501F			6,758,000	6,063,000	6,758,000	6,757,562	4,475,910	2,281,652	5,306,586
Alte transferuri curente interne	550118			1,047,000	1,047,000	1,047,000	1,047,000	828,000	219,000	828,000
Finantarea invatamantului particular sau confesional acreditat	550163			3,257,000	2,562,000	3,257,000	3,257,000	2,397,680	859,320	2,397,680
Sume reprezentând contributia unitatilor administrativ-teritoriale la Fondul IID	550165			2,454,000	2,454,000	2,454,000	2,453,562	1,250,230	1,203,332	2,080,906

A	B	1	2	3	4	5	6	7	8=6-7	9
TITLUL IX ASISTENTA SOCIALA (cod 57.02)	57			23,953,000	23,529,500	23,953,000	23,953,000	17,663,030	6,289,970	17,546,720
Ajutoare sociale (cod 57.02.01 la 57.02.05)	5702			23,953,000	23,529,500	23,953,000	23,953,000	17,663,030	6,289,970	17,546,720
Ajutoare sociale in numerar	570201			18,693,000	18,269,500	18,693,000	18,693,000	15,546,011	3,146,989	14,673,077
Ajutoare sociale in natura	570202			5,220,000	5,220,000	5,220,000	5,220,000	2,094,319	3,125,681	2,850,943
Tichete de cresa	570203			40,000	40,000	40,000	40,000	22,700	17,300	22,700
TITLUL XI ALTE CHELTUIEL (cod 59.01+59.02+59.08+59.11+59.12+59.15+59.17+59.20+59.22+59.25+59.30+59.35)	59			24,438,000	24,213,750	19,947,069	19,396,692	16,532,552	2,864,140	14,117,632
Burse	5901			2,653,000	2,578,750	2,653,000	2,653,000	1,927,446	725,554	1,699,828
Asociatii si fundatii	5911			9,360,000	9,335,000	6,189,835	5,844,322	5,332,626	511,696	3,310,657
Sustinerea cultelor	5912			2,194,000	2,194,000	873,234	873,234	553,000	320,234	50,000
Despagubiri civile	5917			8,382,000	8,382,000	8,382,000	8,275,000	7,049,866	1,225,134	8,275,000
Actiuni cu caracter stiintific si social-cultural	5922			905,000	905,000	905,000	905,000	901,236	3,764	53,081
Sume aferente persoanelor cu handicap neîncadrate	5940			944,000	819,000	944,000	846,136	768,378	77,758	729,066
OPERATIUNI FINANCIARE (cod 80+81)	79F			1,954,000	1,954,000	1,954,000	1,954,000	825,000	1,129,000	
TITLUL XVII RAMBURSARI DE CREDITE (cod 81.01+81.02)	81F			1,954,000	1,954,000	1,954,000	1,954,000	825,000	1,129,000	
Rambursari de credite interne (cod 81.02.01+81.02.02+81.02.05)	8102			1,954,000	1,954,000	1,954,000	1,954,000	825,000	1,129,000	
Rambursari de credite aferente datoriei publice interne locale	810205			1,954,000	1,954,000	1,954,000	1,954,000	825,000	1,129,000	
TITLUL XIX PLATI EFECTUATE IN ANII PRECEDENTI SI RECUPERATE IN ANUL CURENT(85.01)	85F					-326,225	-326,225	-351,678	25,453	
Plati efectuate in anii precedenti si recuperate in anul curent (cod 85.01.01)	8501F					-326,225	-326,225	-351,678	25,453	
Plati efectuate in anii precedenti si recuperate in anul curent în sectiunea de functionare a bugetului local	850101					-326,225	-326,225	-351,678	25,453	
SECTIUNEA DE DEZVOLTARE (cod 51+55+56+58+70+81+85)	D	***,***,***	***,***,***	239,629,000	187,235,280	180,234,603	129,302,028	24,004,305	105,297,723	14,537,102
TITLUL VI TRANSFERURI INTRE UNITATI ALE ADMINISTRATIEI PUBLICE (cod 51.02)	51D			9,436,000	9,436,000	7,479,000	2,929,000	1,479,000	1,450,000	1,479,000
Transferuri de capital (cod 51.02.12+51.02.28+51.02.29)	5102			9,436,000	9,436,000	7,479,000	2,929,000	1,479,000	1,450,000	1,479,000
Transferuri pentru finantarea investitiilor la spitale	510212			7,741,000	7,741,000	5,855,000	2,150,000	960,000	1,190,000	960,000
Alte transferuri de capital catre institutii publice	510229			1,695,000	1,695,000	1,624,000	779,000	519,000	260,000	519,000
TITLUL VII ALTE TRANSFERURI (cod 55.01)	55D			1,067,000	906,130	1,395,636	1,228,574	443,185	785,389	699,537
A. Transferuri interne (cod 55.01.03+55.01.07 la 55.01.10)	5501D			1,067,000	906,130	1,395,636	1,228,574	443,185	785,389	699,537

A	B	1	2	3	4	5	6	7	8=6-7	9
+55.01.12 + 55.01.13 +55.01.15+55.01.28+55.01.42+55.01.56)										
Programe PHARE si alte programe cu finantare nerambursabila	550108			23,000	23,000	9,000	8,350	8,350		8,350
Investitii ale agentilor economici cu capital de stat	550112					342,636	342,636		342,636	
Transferuri din bugetul local catre asociatiile de dezvoltare intercomunitara	550142			1,044,000	883,130	1,044,000	877,588	434,835	442,753	691,187
Titlul VIII PROIECTE CU FINANTARE DIN FONDURI EXTERNE NERAMBURSABILE (FEN) POSTADERARE (cod 56.01 la 56.05+cod 56.07+56.08+56.11+56.15 la 56.18 +56.25+56.27+56.28+56.40)	56									158,395
Programe din Fondul European de Dezvoltare Regionala (FEDR) (cod 56.01.01 la 56.01.03)	5601									158,395
Finantarea nationala*)	560101									21,997
Finantarea externa nerambursabila*)	560102									2,148
Cheltuieli neeligibile*)	560103									134,250
TITLUL X Proiecte cu finantare din fonduri externe nerambursabile aferente cadrului financiar 2014-2020 (cod 58.01 la 58.05+58.11+58.12+58.15+58.16+58.30)	58	545,272,490	545,272,490	185,634,000	134,825,150	131,041,744	96,330,145	13,166,424	83,163,721	9,364,738
Programe din Fondul European de Dezvoltare Regionala (FEDR) (cod 58.01.01 la 58.01.03)	5801	495,434,490	495,434,490	154,407,000	106,221,740	102,252,744	67,541,145	2,870,989	64,670,156	289,897
Finantarea nationala	580101	79,334,210	79,334,210	28,956,270	20,972,880	18,879,388	9,616,649	413,058	9,203,591	2,272
Finantarea externa nerambursabila	580102	312,366,700	312,366,700	102,183,910	69,385,340	66,932,536	44,783,826	2,379,022	42,404,804	63,591
Cheltuieli neeligibile	580103	103,733,580	103,733,580	23,266,820	15,863,520	16,440,820	13,140,670	78,909	13,061,761	224,034
Programe din Fondul Social European (FSE) (cod 58.02.01 la 58.02.03)	5802	24,160,000	24,160,000	28,329,000	25,705,410	28,329,000	28,329,000	10,036,202	18,292,798	8,886,584
Finantarea nationala	580201	3,626,500	3,626,500	4,253,150	3,864,520	4,253,150	4,253,150	1,507,498	2,745,652	1,334,725
Finantarea externa nerambursabila	580202	20,533,500	20,533,500	24,075,850	21,840,890	24,075,850	24,075,850	8,528,704	15,547,146	7,551,859
Programe din Fondul de Coeziune (FC) (58.03.01 la 58.03.03)	5803	22,872,000	22,872,000	492,000	492,000					
Finantarea nationala	580301	3,087,800	3,087,800	66,420	66,420					
Finantarea externa nerambursabila	580302	17,497,000	17,497,000	376,380	376,380					
Cheltuieli neeligibile	580303	2,287,200	2,287,200	49,200	49,200					
Programe Instrumentul European de Vecinatate (ENI) (cod 58.12.01 la 58.12.03)	5812	2,646,000	2,646,000	2,246,000	2,246,000	300,000	300,000	210,922	89,078	138,381
Finantarea nationala	581201	1,639,600	1,639,600	1,605,900	1,605,900	30,000	30,000	21,189	8,811	883

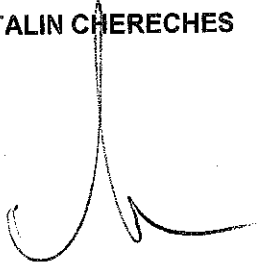
A	B	1	2	3	4	5	6	7	8=6-7	9
Finantarea externa nerambursabila	581202	610,400	610,400	445,100	445,100	270,000	270,000	189,733	80,267	137,498
Cheltuieli neeligibile	581203	396,000	396,000	195,000	195,000					
Alte programe comunitare finantate in perioada 2014-2020 (cod 58.15.01 la 58.15.03)	5815	160,000	160,000	160,000	160,000	160,000	160,000	48,311	111,689	49,876
Finantarea nationala	581501	15,000	15,000	15,000	15,000	15,000	15,000	13,581	1,419	15,000
Finantarea externa nerambursabila	581502	145,000	145,000	145,000	145,000	145,000	145,000	34,730	110,270	34,876
CHELTUIELI DE CAPITAL ((cod 71+72+75)	70	836,582,000	836,582,000	36,383,000	36,360,000	33,209,223	21,705,309	7,291,609	14,413,700	2,835,432
TITLUL XIII ACTIVE NEFINANCIARE (cod 71.01 + 71.03)	71	836,582,000	836,582,000	36,383,000	36,360,000	33,209,223	21,705,309	7,291,609	14,413,700	2,835,432
Active fixe (cod 71.01.01 la 71.01.03+71.01.30)	7101	466,737,000	466,737,000	23,900,000	23,877,000	20,853,891	12,589,949	3,019,066	9,570,883	2,214,585
Constructii	710101	56,427,000	56,427,000	5,311,000	5,295,000	4,891,000	3,587,614	757,677	2,829,937	699,910
Masini, echipamente si mijloace de transport	710102	81,679,000	81,679,000	3,697,860	3,691,860	3,691,860	846,039	435,816	410,223	360,149
Mobilier, aparatura birotica si alte active corporale	710103	49,358,000	49,358,000	5,865,190	5,865,190	5,544,940	4,154,851	204,609	3,950,242	512,383
Alte active fixe	710130	279,273,000	279,273,000	9,025,950	9,024,950	6,726,091	4,001,445	1,620,964	2,380,481	642,143
Reparatii capitale aferente activelor fixe	7103	369,845,000	369,845,000	12,483,000	12,483,000	12,355,332	9,115,360	4,272,543	4,842,817	620,847
OPERATIUNI FINANCIARE (cod 81)	79			7,109,000	5,708,000	7,109,000	7,109,000	1,902,216	5,206,784	
TITLUL XVII RAMBURSARI DE CREDITE (cod 81.04)	81			7,109,000	5,708,000	7,109,000	7,109,000	1,902,216	5,206,784	
Rambursarea imprumuturilor contractate pentru finantarea proiectelor cu finantare UE	8104			7,109,000	5,708,000	7,109,000	7,109,000	1,902,216	5,206,784	
TITLUL XIX PLATI EFECTUATE IN ANII PRECEDENTI SI RECUPERATE IN ANUL CURENT (85.01)	85							-278,129	278,129	
Plati efectuate in anii precedenti si recuperate in anul curent (cod 85.01.02+85.01.05)	8501							-278,129	278,129	
Plati efectuate in anii precedenti si recuperate in anul curent aferente fondurilor externe nerambursabile	850105							-278,129	278,129	
TITLUL VI TRANSFERURI INTRE UNITATI ALE ADMINISTRATIEI PUBLICE (cod 51.01+51.02)	51			43,428,000	41,804,950	35,751,000	28,838,000	26,642,352	2,195,648	26,642,352
TITLUL VII ALTE TRANSFERURI (cod 55.01+55.02)	55			7,825,000	6,969,130	8,153,636	7,986,136	4,919,095	3,067,041	6,006,123
TITLUL XVI RAMBURSARI DE CREDETE	81			9,063,000	7,662,000	9,063,000	9,063,000	2,727,216	6,335,784	
	84					-326,225	-326,225	-629,807	303,582	
OPERATIUNI FINANCIARE (cod 81)	79			9,063,000	7,662,000	9,063,000	9,063,000	2,727,216	6,335,784	
A. CHELTUIELILE CURENTE (10+20+30+40+50+51+55+56+58+57+59)	01	548,272,490	548,272,490	496,564,000	425,377,830	429,867,141	373,907,386	214,273,669	159,633,717	216,286,920
TITLUL XIX PLATI EFECTUATE IN ANII PRECEDENTI SI RECUPERATE IN ANUL CURENT (85.01)	85					-326,225	-326,225	-629,807	303,582	

*) Se inscriu denumirea si simbolul capitolului din bugetul aprobat detaliate pe articole, alineate, pe structura clasificatiei economice (bugetele locale, bugetul creditelor externe, bugetul creditelor interne, bugetul creditelor externe nerambursabile - sursa D, institutii finantate integral sau partial din venituri proprii/activitati finantate integral din venituri proprii)

NOTA: Sumele inscrise in col. 6 "Plati efectuate" cu semnul minus la Titlul 85, art. 85.01 "Plati efectuate din precedenti si recuperate in anul curent", se inscriu si pe col. 4 "Angajamente bugetare" si col. 5 "Angajamente legale" la acelasi cod tot cu semnul minus, astfel incat in col. 7 "Angajamente legale de platit" sa nu fie raportate sume.


Conducatorul institutiei

CATALIN CHERECHES



**Conducatorul compartimentului
financiar-contabil**

CARMEN POP



CONTUL DE EXECUTIE AL INSTITUTIILOR PUBLICE - CHELTUIELI

la data de 30.09.2020

Cod 21 Capitol 5402

Subcapitol

-lei-

DENUMIREA INDICATORILOR*)	Cod indicator	Credite de angajament		Credite bugetare		Angajamente bugetare	Angajamente legale	Plati efectuate	Angajamente legale de platit	Cheltuieli efective
		aprobate la finele perioadei de raportare	trimestriale cumulate	aprobate la finele perioadei de raportare	trimestriale cumulate					
A	B	1	2	3	4	5	6	7	8=6-7	9
TOTAL CHELTUIELI(SECTIUNEA DE FUNCTIONARE+SECTIUNEA DE DEZVOLTARE)				3,024,000	2,603,000	2,795,400	2,263,578	1,562,077	701,501	1,729,741
SECTIUNEA DE FUNCTIONARE (cod 01+79+85)	F			3,024,000	2,603,000	2,795,400	2,263,578	1,562,077	701,501	1,729,741
CHELTUIELI CURENTE (10+20+30+40+50+51SF+55SF+57+59)	01F			3,024,000	2,603,000	2,795,400	2,263,578	1,562,077	701,501	1,729,741
TITLUL I CHELTUIELI DE PERSONAL (cod 10.01 la10.03)	10			2,148,000	1,728,000	2,042,900	2,037,127	1,503,330	533,797	1,510,071
Cheltuieli salariale in bani (cod 10.01.01+10.01.03 la 10.01.08 +10.01.10 la 10.01.16 +10.01.30)	1001			2,099,000	1,693,000	1,998,000	1,992,227	1,470,408	521,819	1,476,842
Salarii de baza	100101			1,877,000	1,500,000	1,877,000	1,877,000	1,395,136	481,864	1,400,417
Alte sporuri	100106			15,000	12,000	15,000	15,000	8,716	6,284	8,352
Indemnizatii platite unor persoane din afara unitatii	100112			88,000	88,000					
Indemnizatii de delegare	100113			1,000	1,000					
Indemnizatii de hrana	100117			108,000	84,000	96,000	96,000	62,329	33,671	61,840
Alte drepturi salariale in bani	100130			10,000	8,000	10,000	4,227	4,227		6,233
Contributii (cod 10.03.01 la 10.03.06)	1003			49,000	35,000	44,900	44,900	32,922	11,978	33,229
Contributii de asigurari sociale de stat	100301			2,800						
Contributii de asigurari de somaj	100302			100						
Contributii de asigurari sociale de sanatate	100303			900						
Contributii de asigurari pentru accidente de munca si boli profesionale	100304			100						
Contributii pentru concedii si indemnizatii	100306			200						
Contributia asiguratorie pentru munca	100307			44,900	35,000	44,900	44,900	32,922	11,978	33,229

A	B	1	2	3	4	5	6	7	8=6-7	9
TITLUL II BUNURI SI SERVICII (cod 20.01 la 20.06+20.09 la 20.16+20.18 la 20.25+20.27+20.30)	20			876,000	875,000	752,500	226,451	58,747	167,704	219,670
Bunuri si servicii (cod 20.01.01 la 20.01.09+20.01.30)	2001			176,000	175,000	115,000	54,866	53,145	1,721	48,817
Furnituri de birou	200101			62,000	62,000	20,000	12,324	11,388	936	7,925
Materiale pentru curatenie	200102			11,000	10,000	10,000	2,509	2,509		1,306
Incalzit, iluminat si forta motrica	200103			45,000	45,000	45,000	29,096	28,968	128	29,014
Apa, canal si salubritate	200104			10,000	10,000	10,000	4,903	4,531	372	4,382
Carburanti si lubrifianti	200105			18,000	18,000					
Alte bunuri si servicii pentru intretinere si functionare	200130			30,000	30,000	30,000	6,034	5,749	285	6,190
Medicamente si materiale sanitare (cod 20.04.01 la 20.04.04)	2004			10,500	10,500					
Dezinfectanti	200404			10,500	10,500					
Bunuri de natura obiectelor de inventar (cod 20.05.01+20.05.03+20.05.30)	2005			120,000	120,000	70,000	4,413	4,413		3,331
Alte obiecte de inventar	200530			120,000	120,000	70,000	4,413	4,413		3,331
Alte cheltuieli (cod 20.30.01 la 20.30.04+20.30.06+20.30.07+20.30.09+20.30.30)	2030			569,500	569,500	567,500	167,172	1,189	165,983	167,522
Reclama si publicitate	203001			2,000	2,000					
Chirii	203004			30,500	30,500	30,500	11,782		11,782	12,227
Alte cheltuieli cu bunuri si servicii	203030			537,000	537,000	537,000	155,390	1,189	154,201	155,295
A. CHELTUIELILE CURENTE (10+20+30+40+50+51+55+56+58+57+59)	01			3,024,000	2,603,000	2,795,400	2,263,578	1,562,077	701,501	1,729,741


*) Se inscriu denumirea si simbolul capitolelor din bugetul aprobat detaliate pe titluri , articole, alineate, pe structura clasificatiei economice

(bugetele locale, bugetul creditelor externe, bugetul creditelor interne, bugetul fondurilor externe nerambursabile - sursa D, institutii finantate integral sau partial din venituri proprii/activitati finantate integral din veniturii proprii)


NOTA: Sumele inscrise in col. 6 "Plati efectuate" cu semnul minus la Titlul 85, art. 85.01 "Plati efectuate din precedenti si recuperate in anul curent", se inscriu si pe col. 4 "Angajamente bugetare" si col. 5 "Angajamente legale" la acelasi cod tot cu semnul minus , astfel incat in col. 7 "Angajamente legale de platit" sa nu fie raportate sume.

Conducatorul institutiei

CATALIN CHERECHES



Conducatorul compartimentului
financiar-contabil
CARMEN POP



CONTUL DE EXECUTIE AL INSTITUTIILOR PUBLICE - CHELTUIELI

la data de 30.09.2020

Cod 21 Capitol 6102

Subcapitol

-lei-

DENUMIREA INDICATORILOR*)	Cod indicator	Credite de angajament		Credite bugetare		Angajamente bugetare	Angajamente legale	Plati efectuate	Angajamente legale de platit	Cheltuieli efective
		Initiale	Definitive	Initiale	Definitive					
A	B	1	2	3	4	5	6	7	8=6-7	9
TOTAL CHELTUIELI(SECTIUNEA DE FUNCTIONARE+SECTIUNEA DE DEZVOLTARE)		9,610,000	9,610,000	28,188,000	26,577,000	26,251,256	21,100,877	16,720,846	4,380,031	18,151,832
SECTIUNEA DE FUNCTIONARE (cod 01+79+85)	F			25,669,000	24,058,000	25,628,256	20,550,802	16,496,081	4,054,721	18,004,348
CHELTUIELI CURENTE (10+20+30+40+50+51SF+55SF+57+59)	01F			25,669,000	24,058,000	25,664,000	20,586,546	16,531,825	4,054,721	18,004,348
TITLUL I CHELTUIELI DE PERSONAL (cod 10.01 la 10.03)	10			10,026,000	8,481,000	10,026,000	10,005,800	7,971,415	2,034,385	7,937,643
Cheltuieli salariale in bani (cod 10.01.01+10.01.03 la 10.01.08 +10.01.10 la 10.01.16 +10.01.30)	1001			8,720,000	7,216,000	8,720,000	8,710,000	7,015,601	1,694,399	6,981,029
Salarii de baza	100101			8,409,000	6,924,000	8,409,000	8,409,000	6,732,178	1,676,822	6,698,409
Alte sporuri	100106			226,000	207,000	226,000	226,000	217,849	8,151	218,756
Indemnizatii de delegare	100113			10,000	10,000	10,000				
Alte drepturi salariale in bani	100130			75,000	75,000	75,000	75,000	65,574	9,426	63,864
Cheltuieli salariale in natura (cod 10.02.01 la 10.02.06+10.02.30)	1002			1,100,000	1,100,000	1,100,000	1,100,000	799,492	300,508	799,492
Norme de hrana	100202			1,100,000	1,100,000	1,100,000	1,100,000	799,492	300,508	799,492
Contributii (cod 10.03.01 la 10.03.06)	1003			206,000	165,000	206,000	195,800	156,322	39,478	157,122
Contributii de asigurari sociale de stat	100301			7,100		7,100				
Contributii de asigurari de somaj	100302			300		300				
Contributii de asigurari sociale de sanatate	100303			2,300		2,300				
Contributii de asigurari pentru accidente de munca si boli profesionale	100304			100		100				
Contributii pentru concedii si indemnizatii	100306			400		400				

A	B	1	2	3	4	5	6	7	8=6-7	9
Contributia asiguratorie pentru munca	100307			195,800	165,000	195,800	195,800	156,322	39,478	157,122
TITLUL II BUNURI SI SERVICII (cod 20.01 la 20.06+20.09 la 20.16+20.18 la 20.25+20.27+20.30)	20			15,643,000	15,577,000	15,638,000	10,580,746	8,560,410	2,020,336	10,066,705
Bunuri si servicii (cod 20.01.01 la 20.01.09+20.01.30)	2001			3,334,000	3,302,000	3,329,000	3,116,300	1,168,713	1,947,587	3,042,292
Furnituri de birou	200101			44,000	43,000	44,000	35,591	22,968	12,623	21,967
Materiale pentru curatenie	200102			11,000	11,000	11,000	7,990	6,987	1,003	5,309
Incalzit, iluminat si forta motrica	200103			47,000	47,000	47,000	41,893	37,969	3,924	33,102
Apa, canal si salubritate	200104			7,000	6,000	7,000	5,667	4,927	740	5,106
Carburanti si lubrifianti	200105			156,000	131,000	156,000	76,035	76,035		74,751
Posta, telecomunicatii, radio, tv, internet	200108			262,000	257,000	262,000	238,097	234,199	3,898	228,069
Materiale si prestari de servicii cu caracter functional	200109			2,665,000	2,665,000	2,665,000	2,582,316	701,476	1,880,840	2,582,042
Alte bunuri si servicii pentru intretinere si functionare	200130			142,000	142,000	137,000	128,711	84,152	44,559	91,946
Reparatii curente	2002			46,000	36,000	46,000				
Medicamente si materiale sanitare (cod 20.04.01 la 20.04.04)	2004			3,394,000	3,394,000	3,394,000	3,335,730	3,304,976	30,754	3,331,517
Medicamente	200401			7,000	7,000	7,000	3,263	3,263		1,647
Materiale sanitare	200402			3,387,000	3,387,000	3,387,000	3,332,467	3,301,713	30,754	3,329,870
Bunuri de natura obiectelor de inventar (cod 20.05.01+20.05.03+20.05.30)	2005			597,000	597,000	597,000	573,343	559,827	13,516	180,993
Uniforme si echipament	200501			124,000	124,000	124,000	105,794	94,278	11,516	169,868
Lenjerie si accesorii de pat	200503			128,000	128,000	128,000	127,782	127,782		
Alte obiecte de inventar	200530			345,000	345,000	345,000	339,767	337,767	2,000	11,125
Deplasari, detasari, transferari (cod 20.06.01+20.06.02)	2006			28,000	28,000	28,000	25,560	25,560		
Deplasari interne, detasari, transferari	200601			28,000	28,000	28,000	25,560	25,560		
Protectia muncii	2014			8,000	8,000	8,000	4,966	4,766	200	4,511
Cheltuieli judiciare si extrajudiciare derivate din actiuni in reprezentarea intereselor statului, potrivit dispozitiilor legale	2025			3,000	3,000	3,000	200	200		200
Alte cheltuieli (cod 20.30.01 la 20.30.04+20.30.06+20.30.07+20.30.09+20.30.30)	2030			8,233,000	8,209,000	8,233,000	3,524,647	3,496,368	28,279	3,507,192
Prime de asigurare non-viata	203003			42,000	37,000	42,000	27,394	24,433	2,961	24,433
Chirii	203004			70,000	61,000	70,000	60,816	44,863	15,953	50,181
Alte cheltuieli cu bunuri si servicii	203030			8,121,000	8,111,000	8,121,000	3,436,437	3,427,072	9,365	3,432,578
TITLUL XIX PLATI EFECTUATE IN ANII PRECEDENTI SI RECUPERATE IN ANUL CURENT(85.01)	85F					-35,744	-35,744	-35,744		

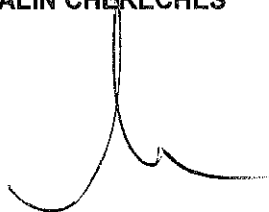
A	B	1	2	3	4	5	6	7	8=6-7	9
Plati efectuate in anii precedenti si recuperate in anul curent (cod 85.01.01)	8501F					-35,744	-35,744	-35,744		
Plati efectuate in anii precedenti si recuperate in anul curent in sectiunea de functionare a bugetului local	850101					-35,744	-35,744	-35,744		
SECTIUNEA DE DEZVOLTARE (cod 51+55+56+58+70+81+85)	D	9,610,000	9,610,000	2,519,000	2,519,000	623,000	550,075	224,765	325,310	147,484
TITLUL X Proiecte cu finantare din fonduri externe nerambursabile aferente cadrului financiar 2014-2020 (cod 58.01 la 58.05+58.11+58.12+58.15+58.16+58.30)	58	2,289,000	2,289,000	1,946,000	1,946,000					
Programe Instrumentul European de Vecinatate (ENI) (cod 58.12.01 la 58.12.03)	5812	2,289,000	2,289,000	1,946,000	1,946,000					
Finantarea nationala	581201	1,603,600	1,603,600	1,575,900	1,575,900					
Finantarea externa nerambursabila	581202	289,400	289,400	175,100	175,100					
Cheltuieli neeligibile	581203	396,000	396,000	195,000	195,000					
CHELTUIELI DE CAPITAL ((cod 71+72+75)	70	7,321,000	7,321,000	573,000	573,000	623,000	550,075	224,765	325,310	147,484
TITLUL XIII ACTIVE NEFINANCIARE (cod 71.01 + 71.03)	71	7,321,000	7,321,000	573,000	573,000	623,000	550,075	224,765	325,310	147,484
Active fixe (cod 71.01.01 la 71.01.03+71.01.30)	7101	7,321,000	7,321,000	573,000	573,000	623,000	550,075	224,765	325,310	147,484
Constructii	710101									10,035
Masini, echipamente si mijloace de transport	710102	590,000	590,000	495,000	495,000	495,000	486,224	182,334	303,890	11,964
Mobilier, aparatura birotica si alte active corporale	710103									125,485
Alte active fixe	710130	6,731,000	6,731,000	78,000	78,000	128,000	63,851	42,431	21,420	
	84					-35,744	-35,744	-35,744		
A. CHELTUIELILE CURENTE (10+20+30+40+50+51+55+56+58+57+59)	01	2,289,000	2,289,000	27,615,000	26,004,000	25,664,000	20,586,546	16,531,825	4,054,721	18,004,348
TITLUL XIX PLATI EFECTUATE IN ANII PRECEDENTI SI RECUPERATE IN ANUL CURENT (85.01)	85					-35,744	-35,744	-35,744		

*) Se inscriu denumirea si simbolul capitolelor din bugetul aprobat detaliate pe titluri , articole, alineate, pe structura clasificatiei economice (bugetele locale, bugetul creditelor externe, bugetul creditelor interne, bugetul creditelor externe nerambursabile - sursa D, institutii finantate integral sau partial din venituri proprii/activitati finantate integral din veniturii proprii)

NOTA: Sumele inscrise in col. 6 "Plati efectuate" cu semnul minus la Titlul 85, art. 85.01 "Plati efectuate din precedenti si recuperate in anul curent", se inscriu si pe col. 4 "Angajamente bugetare" si col. 5 "Angajamente legale" la acelasi cod tot cu semnul minus , astfel incat in col. 7 "Angajamente legale de platit" sa nu fie raportate sume.


Conducatorul institutiei

CATALIN CHERECHES



**Conducatorul compartimentului
financiar-contabil**

CARMEN POP



CONTUL DE EXECUTIE AL INSTITUTIILOR PUBLICE - CHELTUIELI

la data de 30.09.2020

Cod 21 Capitol 6502

Subcapitol

-lei-

DENUMIREA INDICATORILOR*)	Cod indicator	Credite de angajament		Credite bugetare		Angajamente bugetare	Angajamente legale	Plati efectuate	Angajamente legale de platit	Cheltuieli efective
		aprobate la finele perioadei de raportare	trimestriale cumulate	aprobate la finele perioadei de raportare	trimestriale cumulate					
A	B	1	2	3	4	5	6	7	8=6-7	9
TOTAL CHELTUIELI(SECTIUNEA DE FUNCTIONARE+SECTIUNEA DE DEZVOLTARE)		225,260,000	225,260,000	100,239,000	86,036,270	100,239,000	100,239,000	24,817,159	75,421,841	16,886,089
SECTIUNEA DE FUNCTIONARE (cod 01+79+85)	F			27,442,000	25,252,400	27,442,000	27,442,000	17,541,173	9,900,827	14,717,251
CHELTUIELI CURENTE (10+20+30+40+50+51SF+55SF+57+59)	01F			27,442,000	25,252,400	27,442,000	27,442,000	17,542,014	9,899,986	14,717,251
TITLUL II BUNURI SI SERVICII (cod 20.01 la 20.06+20.09 la 20.16+20.18 la 20.25+20.27+20.30)	20			17,084,000	16,042,150	17,084,000	17,084,000	10,353,906	6,730,094	9,116,630
Bunuri si servicii (cod 20.01.01 la 20.01.09+20.01.30)	2001			12,008,690	11,056,120	12,008,690	12,008,690	7,395,449	4,613,241	7,295,303
Furnituri de birou	200101			286,740	262,340	286,740	286,740	118,553	168,187	183,298
Materiale pentru curatenie	200102			632,840	590,240	632,840	632,840	348,780	284,060	314,017
Incalzit, iluminat si forta motrica	200103			6,025,270	5,560,680	6,025,270	6,025,270	4,346,556	1,678,714	4,377,940
Apa, canal si salubritate	200104			1,472,360	1,285,890	1,472,360	1,472,360	803,733	668,627	834,706
Carburanti si lubrifianti	200105			2,000	2,000	2,000	2,000	1,997	3	1,997
Piese de schimb	200106			4,100	4,100	4,100	4,100	2,105	1,995	4,100
Transport	200107			665,440	598,530	665,440	665,440	352,176	313,264	207,424
Posta, telecomunicatii, radio, tv, internet	200108			333,380	302,530	333,380	333,380	219,024	114,356	231,886
Materiale si prestari de servicii cu caracter functional	200109			565,290	525,290	565,290	565,290	360,130	205,160	354,623
Alte bunuri si servicii pentru intretinere si functionare	200130			2,021,270	1,924,520	2,021,270	2,021,270	842,395	1,178,875	785,312
Reparatii curente	2002			2,073,510	2,067,510	2,073,510	2,073,510	1,475,932	597,578	904,229
Medicamente si materiale sanitare (cod 20.04.01 la 20.04.04)	2004			459,530	459,530	459,530	459,530	152,353	307,177	173,723
Medicamente	200401			3,300	3,300	3,300	3,300	499	2,801	98
Materiale sanitare	200402			142,400	142,400	142,400	142,400	68,424	73,976	75,499

A	B	1	2	3	4	5	6	7	8=6-7	9
Dezinfectanti	200404			313,830	313,830	313,830	313,830	83,430	230,400	98,126
Bunuri de natura obiectelor de inventar (cod 20.05.01+20.05.03+20.05.30)	2005			1,426,190	1,399,890	1,426,190	1,426,190	822,159	604,031	294,452
Uniforme si echipament	200501			2,500	2,500	2,500	2,500	1,085	1,415	2,539
Alte obiecte de inventar	200530			1,423,690	1,397,390	1,423,690	1,423,690	821,074	602,616	291,913
Deplasari, detasari, transferari (cod 20.06.01+20.06.02)	2006			18,060	13,560	18,060	18,060	2,445	15,615	3,160
Deplasari interne, detasari, transferari	200601			18,060	13,560	18,060	18,060	2,445	15,615	3,160
Materiale de laborator	2009			2,500	2,000	2,500	2,500	896	1,604	
Cercetare-dezvoltare	2010			-1,800	-1,800	-1,800	-1,800		-1,800	
Carti, publicatii si materiale documentare	2011			35,600	33,600	35,600	35,600	13,351	22,249	3,193
Pregatire profesionala	2013			128,160	119,660	128,160	128,160	48,587	79,573	49,222
Protectia muncii	2014			56,540	56,540	56,540	56,540	13,060	43,480	20,767
Alte cheltuieli (cod 20.30.01 la 20.30.04+20.30.06+20.30.07+20.30.09+20.30.30)	2030			877,020	835,540	877,020	877,020	429,674	447,346	372,581
Prime de asigurare non-viata	203003			165,260	149,410	165,260	165,260	107,177	58,083	98,881
Chirii	203004			149,000	149,000	149,000	149,000	92,000	57,000	103,500
Alte cheltuieli cu bunuri si servicii	203030			562,760	537,130	562,760	562,760	230,497	332,263	170,200
TITLUL VII ALTE TRANSFERURI (cod 55.01+ 55.02)	55F			3,257,000	2,562,000	3,257,000	3,257,000	2,397,680	859,320	2,397,680
Transferuri interne (55.01.18+55.01.63+55.01.65)	5501F			3,257,000	2,562,000	3,257,000	3,257,000	2,397,680	859,320	2,397,680
Finantarea invatamantului particular sau confesional acreditat	550163			3,257,000	2,562,000	3,257,000	3,257,000	2,397,680	859,320	2,397,680
TITLUL IX ASISTENTA SOCIALA (cod 57.02)	57			3,543,000	3,164,500	3,543,000	3,543,000	1,961,746	1,581,254	1,450,032
Ajutoare sociale (cod 57.02.01 la 57.02.05)	5702			3,543,000	3,164,500	3,543,000	3,543,000	1,961,746	1,581,254	1,450,032
Ajutoare sociale in numerar	570201			3,503,000	3,124,500	3,503,000	3,503,000	1,939,046	1,563,954	1,427,332
Tichete de cresa	570203			40,000	40,000	40,000	40,000	22,700	17,300	22,700
TITLUL XI ALTE CHELTUIEL (cod 59.01+59.02+59.08+59.11+59.12+59.15+59.17+59.20+59.22+59.25+59.30+59.35)	59			3,558,000	3,483,750	3,558,000	3,558,000	2,828,682	729,318	1,752,909
Burse	5901			2,653,000	2,578,750	2,653,000	2,653,000	1,927,446	725,554	1,699,828
Actiuni cu caracter stiintific si social-cultural	5922			905,000	905,000	905,000	905,000	901,236	3,764	53,081
TITLUL XIX PLATI EFECTUATE IN ANII PRECEDENTI SI RECUPERATE IN ANUL CURENT(85.01)	85F							-841	841	
Plati efectuate in anii precedenti si recuperate in anul curent (cod 85.01.01)	8501F							-841	841	

A	B	1	2	3	4	5	6	7	8=6-7	9
Plati efectuate in anii precedenti si recuperate in anul curent in sectiunea de functionare a bugetului local	850101							-841	841	
SECTIUNEA DE DEZVOLTARE (cod 51+55+56+58+70+81+85)	D	225,260,000	225,260,000	72,797,000	60,783,870	72,797,000	72,797,000	7,275,986	65,521,014	2,168,838
TITLUL VII ALTE TRANSFERURI (cod 55.01)	55D			7,000	6,130	7,000	7,000	3,376	3,624	3,384
A. Transferuri interne (cod 55.01.03+55.01.07 la 55.01.10 +55.01.12 + 55.01.13 +55.01.15+55.01.28+55.01.42+55.01.56)	5501D			7,000	6,130	7,000	7,000	3,376	3,624	3,384
Transferuri din bugetul local catre asociatiile de dezvoltare intercomunitara	550142			7,000	6,130	7,000	7,000	3,376	3,624	3,384
Titlul VIII PROIECTE CU FINANTARE DIN FONDURI EXTERNE NERAMBURSABILE (FEN) POSTADERARE (cod 56.01 la 56.05+cod 56.07+56.08+56.11+56.15 la 56.18 +56.25+56.27+56.28+56.40)	56									7,445
Programe din Fondul European de Dezvoltare Regionala (FEDR) (cod 56.01.01 la 56.01.03)	5601									7,445
Finantarea nationala*)	560101									500
Finantarea externa nerambursabila*)	560102									2,148
Cheltuieli neeligibile*)	560103									4,797
TITLUL X Proiecte cu finantare din fonduri externe nerambursabile aferente cadrului financiar 2014-2020 (cod 58.01 la 58.05+58.11+58.12+58.15+58.16+58.30)	58	93,653,000	93,653,000	65,250,000	53,237,740	65,250,000	65,250,000	4,721,794	60,528,206	1,726,316
Programe din Fondul European de Dezvoltare Regionala (FEDR) (cod 58.01.01 la 58.01.03)	5801	90,455,000	90,455,000	59,170,000	47,842,740	59,170,000	59,170,000	2,763,539	56,406,461	
Finantarea nationala	580101	11,262,950	11,262,950	7,171,620	5,885,980	7,171,620	7,171,620	405,380	6,766,240	
Finantarea externa nerambursabila	580102	63,816,100	63,816,100	40,632,560	33,355,240	40,632,560	40,632,560	2,297,100	38,335,460	
Cheltuieli neeligibile	580103	15,375,950	15,375,950	11,365,820	8,601,520	11,365,820	11,365,820	61,059	11,304,761	
Programe din Fondul Social European (FSE) (cod 58.02.01 la 58.02.03)	5802	3,198,000	3,198,000	6,080,000	5,395,000	6,080,000	6,080,000	1,958,255	4,121,745	1,726,316
Finantarea nationala	580201	482,350	482,350	914,950	812,850	914,950	914,950	295,786	619,164	258,246
Finantarea externa nerambursabila	580202	2,715,650	2,715,650	5,165,050	4,582,150	5,165,050	5,165,050	1,662,469	3,502,581	1,468,070
CHELTUIELI DE CAPITAL ((cod 71+72+75)	70	131,607,000	131,607,000	7,540,000	7,540,000	7,540,000	7,540,000	2,552,813	4,987,187	431,693
TITLUL XIII ACTIVE NEFINANCIARE (cod 71.01 + 71.03)	71	131,607,000	131,607,000	7,540,000	7,540,000	7,540,000	7,540,000	2,552,813	4,987,187	431,693
Active fixe (cod 71.01.01 la 71.01.03+71.01.30)	7101	40,744,000	40,744,000	2,671,000	2,671,000	2,671,000	2,671,000	807,925	1,863,075	426,152
Constructii	710101	135,000	135,000	107,000	107,000	107,000	107,000	6,063	100,937	32,292


A	B	1	2	3	4	5	6	7	8=6-7	9
Masini, echipamente si mijloace de transport	710102	568,000	568,000	184,800	184,800	184,800	184,800	88,467	96,333	138,231
Mobilier, aparatura birotica si alte active corporale	710103	33,485,000	33,485,000	794,000	794,000	794,000	794,000	13,599	780,401	153,565
Alte active fixe	710130	6,556,000	6,556,000	1,585,200	1,585,200	1,585,200	1,585,200	699,796	885,404	102,064
Reparatii capitale aferente activelor fixe	7103	90,863,000	90,863,000	4,869,000	4,869,000	4,869,000	4,869,000	1,744,888	3,124,112	5,541
TITLUL XIX PLATI EFECTUATE IN ANII PRECEDENTI SI RECUPERATE IN ANUL CURENT (85.01)	85							-1,997	1,997	
Plati efectuate in anii precedenti si recuperate in anul curent (cod 85.01.02+85.01.05)	8501							-1,997	1,997	
Plati efectuate in anii precedenti si recuperate in anul curent aferente fondurilor externe nerambursabile	850105							-1,997	1,997	
TITLUL VII ALTE TRANSFERURI (cod 55.01+55.02)	55			3,264,000	2,568,130	3,264,000	3,264,000	2,401,056	862,944	2,401,064
	84							-2,838	2,838	
A. CHELTUIELILE CURENTE (10+20+30+40+50+51+55+56+58+57+59)	01	93,653,000	93,653,000	92,699,000	78,496,270	92,699,000	92,699,000	22,267,184	70,431,816	16,454,396
TITLUL XIX PLATI EFECTUATE IN ANII PRECEDENTI SI RECUPERATE IN ANUL CURENT (85.01)	85							-2,838	2,838	

*) Se inscriu denumirea si simbolul capitolului din bugetul aprobat detaliate pe titluri , articole, alineate, pe structura clasificatiei economice (bugetele locale, bugetul creditelor externe, bugetul creditelor interne, bugetul fondurilor externe nerambursabile - sursa D, institutii finantate integral sau partial din venituri proprii/activitati finantate integral din veniturii proprii)

NOTA: Sumele inscrise in col. 6 "Plati efectuate" cu semnul minus la Titlul 85, art. 85.01 "Plati efectuate din precedenti si recuperate in anul curent", se inscriu si pe col. 4 "Angajamente bugetare" si col. 5 "Angajamente legale" la acelasi cod tot cu semnul minus , astfel incat in col. 7 "Angajamente legale de platit" sa nu fie raportate sume.

Conducatorul institutiei


CATALIN CHERECHES



Conducatorul compartimentului

financiar-contabil

CARMEN POP



CONTUL DE EXECUTIE AL INSTITUTIILOR PUBLICE - CHELTUIELI

la data de 30.09.2020

Cod 21 Capitol 6602

Subcapitol

-lei-

DENUMIREA INDICATORILOR*)	Cod indicator	Credite de angajament		Credite bugetare		Angajamente bugetare	Angajamente legale	Plati efectuate	Angajamente legale de platit	Cheltuieli efective
		Initiale	Definitive	Initiale	Definitive					
A	B	1	2	3	4	5	6	7	8=6-7	9
TOTAL CHELTUIELI(SECTIUNEA DE FUNCTIONARE+SECTIUNEA DE DEZVOLTARE)		34,857,000	34,857,000	28,089,000	19,299,000	21,204,000	9,820,728	6,321,199	3,499,529	6,386,665
SECTIUNEA DE FUNCTIONARE (cod 01+79+85)	F			8,348,000	7,009,000	8,342,000	7,645,000	5,335,471	2,309,529	5,426,665
CHELTUIELI CURENTE (10+20+30+40+50+51SF+55SF+57+59)	01F			8,348,000	7,009,000	8,342,000	7,645,000	5,335,471	2,309,529	5,426,665
TITLUL I CHELTUIELI DE PERSONAL (cod 10.01 la 10.03)	10			5,369,000	4,045,000	5,369,000	5,369,000	3,613,705	1,755,295	3,657,630
Cheltuieli salariale in bani (cod 10.01.01+10.01.03 la 10.01.08 +10.01.10 la 10.01.16 +10.01.30)	1001			5,159,000	3,868,000	5,159,000	5,159,000	3,447,890	1,711,110	3,490,798
Salarii de baza	100101			4,291,000	3,225,000	4,291,000	4,291,000	2,939,587	1,351,413	2,969,476
Sporuri pentru conditii de munca	100105			604,000	453,000	604,000	604,000	356,109	247,891	365,106
Indemnizatii de hrana	100117			264,000	190,000	264,000	264,000	152,194	111,806	156,216
Cheltuieli salariale in natura (cod 10.02.01 la 10.02.06+10.02.30)	1002			90,000	90,000	90,000	90,000	89,400	600	89,400
Tichete de vacanta	100206			90,000	90,000	90,000	90,000	89,400	600	89,400
Contributii (cod 10.03.01 la 10.03.06)	1003			120,000	87,000	120,000	120,000	76,415	43,585	77,432
Contributia asiguratorie pentru munca	100307			120,000	87,000	120,000	120,000	76,415	43,585	77,432
TITLUL II BUNURI SI SERVICII (cod 20.01 la 20.06+20.09 la 20.16+20.18 la 20.25+20.27+20.30)	20			190,000	184,000	184,000	184,000	60,088	123,912	106,555
Bunuri si servicii (cod 20.01.01 la 20.01.09+20.01.30)	2001			79,000	73,000	73,000	73,000	25,574	47,426	35,778
Furnituri de birou	200101			9,000	9,000	9,000	9,000	1,977	7,023	4,908
Materiale pentru curatenie	200102			13,000	13,000	13,000	13,000	4,608	8,392	6,540
Posta, telecomunicatii, radio, tv, internet	200108			14,000	11,000	11,000	11,000	4,301	6,699	4,301

A	B	1	2	3	4	5	6	7	8=6-7	9
Materiale si prestari de servicii cu caracter functional	200109			19,000	16,000	16,000	16,000	4,730	11,270	1,702
Alte bunuri si servicii pentru intretinere si functionare	200130			24,000	24,000	24,000	24,000	9,958	14,042	18,327
Medicamente si materiale sanitare (cod 20.04.01 la 20.04.04)	2004			75,000	75,000	75,000	75,000	29,691	45,309	68,277
Medicamente	200401			29,000	29,000	29,000	29,000	15,458	13,542	26,796
Materiale sanitare	200402			46,000	46,000	46,000	46,000	14,233	31,767	41,481
Bunuri de natura obiectelor de inventar (cod 20.05.01+20.05.03+20.05.30)	2005			29,000	29,000	29,000	29,000	2,323	26,677	
Alte obiecte de inventar	200530			29,000	29,000	29,000	29,000	2,323	26,677	
Alte cheltuieli (cod 20.30.01 la 20.30.04+20.30.06+20.30.07+20.30.09+20.30.30)	2030			7,000	7,000	7,000	7,000	2,500	4,500	2,500
Alte cheltuieli cu bunuri si servicii	203030			7,000	7,000	7,000	7,000	2,500	4,500	2,500
TITLUL VI TRANSFERURI INTRE UNITATI ALE ADMINISTRATIEI PUBLICE (cod 51.01) (cod 51.01)	51F			1,697,000	1,697,000	1,697,000	1,000,000	804,000	196,000	804,000
Transferuri curente (cod 51.01.01+51.01.03+51.01.05+51.01.14+51.01.15+51.01.24+51.01.26+51.01.31+51.01.39+51.01.46+51.01.49+51.01.60+51.01.61+51.01.64)	5101			1,697,000	1,697,000	1,697,000	1,000,000	804,000	196,000	804,000
Actiuni de sanatate	510103			1,697,000	1,697,000	1,697,000	1,000,000	804,000	196,000	804,000
TITLUL VII ALTE TRANSFERURI (cod 55.01+ 55.02)	55F			1,047,000	1,047,000	1,047,000	1,047,000	828,000	219,000	828,000
Transferuri interne (55.01.18+55.01.63+55.01.65)	5501F			1,047,000	1,047,000	1,047,000	1,047,000	828,000	219,000	828,000
Alte transferuri curente interne	550118			1,047,000	1,047,000	1,047,000	1,047,000	828,000	219,000	828,000
TITLUL IX ASISTENTA SOCIALA (cod 57.02)	57			6,000	6,000	6,000	6,000	714	5,286	753
Ajutoare sociale (cod 57.02.01 la 57.02.05)	5702			6,000	6,000	6,000	6,000	714	5,286	753
Ajutoare sociale in natura	570202			6,000	6,000	6,000	6,000	714	5,286	753
TITLUL XI ALTE CHELTUIELI (cod 59.01+59.02+59.08+59.11+59.12+59.15+59.17+59.20+59.22+59.25+59.30+59.35)	59			39,000	30,000	39,000	39,000	28,964	10,036	29,727
Sume aferente persoanelor cu handicap neincadrate	5940			39,000	30,000	39,000	39,000	28,964	10,036	29,727
SECTIUNEA DE DEZVOLTARE (cod 51+55+56+58+70+81+85)	D	34,857,000	34,857,000	19,741,000	12,290,000	12,862,000	2,175,728	985,728	1,190,000	960,000
TITLUL VI TRANSFERURI INTRE UNITATI ALE ADMINISTRATIEI PUBLICE (cod 51.02)	51D			7,741,000	7,741,000	5,855,000	2,150,000	960,000	1,190,000	960,000
Transferuri de capital (cod 51.02.12+51.02.28+51.02.29)	5102			7,741,000	7,741,000	5,855,000	2,150,000	960,000	1,190,000	960,000
Transferuri pentru finantarea investitiilor la spitale	510212			7,741,000	7,741,000	5,855,000	2,150,000	960,000	1,190,000	960,000
TITLUL X Proiecte cu finantare din fonduri externe	58	34,857,000	34,857,000	12,000,000	4,549,000	7,007,000	25,728	25,728		


A	B	1	2	3	4	5	6	7	8=6-7	9
nerambursabile aferente cadrului financiar 2014-2020 (cod 58.01 la 58.05+58.11+58.12+58.15+58.16+58.30)										
Programe din Fondul European de Dezvoltare Regionala (FEDR) (cod 58.01.01 la 58.01.03)	5801	34,857,000	34,857,000	12,000,000	4,549,000	7,007,000	25,728	25,728		
Finantarea nationala	580101	5,316,000	5,316,000	2,325,000	906,000	827,000	1,741	1,741		
Finantarea externa nerambursabila	580102	19,435,000	19,435,000	8,175,000	3,123,000	4,680,000	6,137	6,137		
Cheltuieli neeligibile	580103	10,106,000	10,106,000	1,500,000	520,000	1,500,000	17,850	17,850		
TITLUL VI TRANSFERURI INTRE UNITATI ALE ADMINISTRATIEI PUBLICE (cod 51.01+51.02)	51			9,438,000	9,438,000	7,552,000	3,150,000	1,764,000	1,386,000	1,764,000
TITLUL VII ALTE TRANSFERURI (cod 55.01+55.02)	55			1,047,000	1,047,000	1,047,000	1,047,000	828,000	219,000	828,000
A. CHELTUIELILE CURENTE (10+20+30+40+50+51+55+56+58+57+59)	01	34,857,000	34,857,000	28,089,000	19,299,000	21,204,000	9,820,728	6,321,199	3,499,529	6,386,665

*) Se inscriu denumirea si simbolul capitolelor din bugetul aprobat detaliate pe titluri , articole, alineate, pe structura clasificatiei economice (bugetele locale, bugetul creditelor externe, bugetul creditelor interne, bugetul fondurilor externe nerambursabile - sursa D, institutii finantate integral sau partial din venituri proprii/activitati finantate integral din veniturii proprii)


NOTA: Sumele inscrise in col. 6 "Plati efectuate" cu semnul minus la Titlul 85, art. 85.01 "Plati efectuate din precedenti si recuperate in anul curent", se inscriu si pe col. 4 "Angajamente bugetare" si col. 5 "Angajamente legale" la acelasi cod tot cu semnul minus , astfel incat in col. 7 "Angajamente legale de platit" sa nu fie raportate sume.

Conducatorul institutiei

CATALIN CHERECHES



Conducatorul compartimentului
financiar-contabil
CARMEN POP



6702 Cultura, recreere si religie

Anexa 7

CONTUL DE EXECUTIE AL INSTITUTIILOR PUBLICE - CHELTUIELI

la data de 30.09.2020

Cod 21 Capitol 6702

Subcapitol

-lei-

DENUMIREA INDICATORILOR*)	Cod indicator	Credite de angajament		Credite bugetare		Angajamente bugetare	Angajamente legale	Plati efectuate	Angajamente legale de platit	Cheltuieli efective
		Initiale	Definitive	Initiale	Definitive					
A	B	1	2	3	4	5	6	7	8=6-7	9
TOTAL CHELTUIELI(SECTIUNEA DE FUNCTIONARE+SECTIUNEA DE DEZVOLTARE)		148,893,000	148,893,000	29,656,000	29,410,950	21,049,892	19,767,379	18,722,677	1,044,702	16,248,313
SECTIUNEA DE FUNCTIONARE (cod 01+79+85)	F			29,455,000	29,209,950	20,853,892	19,643,379	18,722,677	920,702	16,241,885
CHELTUIELI CURENTE (10+20+30+40+50+51SF+55SF+57+59)	01F			29,455,000	29,209,950	20,883,633	19,673,120	18,752,418	920,702	16,241,885
TITLUL II BUNURI SI SERVICII (cod 20.01 la 20.06+20.09 la 20.16+20.18 la 20.25+20.27+20.30)	20			19,000	19,000	18,564	18,564	18,564		
Bunuri si servicii (cod 20.01.01 la 20.01.09+20.01.30)	2001			19,000	19,000	18,564	18,564	18,564		
Alte bunuri si servicii pentru intretinere si functionare	200130			19,000	19,000	18,564	18,564	18,564		
TITLUL VI TRANSFERURI INTRE UNITATI ALE ADMINISTRATIEI PUBLICE (cod 51.01) (cod 51.01)	51F			18,655,000	18,409,950	14,575,000	13,710,000	13,356,277	353,723	13,356,277
Transferuri curente (cod 51.01.01+51.01.03+51.01.05+ 51.01.14+51.01.15+ 51.01.24 +51.01.26 +51.01.31+51.01.39+ 51.01.46+51.01.49+51.01.60+51.01.61+51.01.64)	5101			18,655,000	18,409,950	14,575,000	13,710,000	13,356,277	353,723	13,356,277
Transferuri catre institutii publice	510101			18,655,000	18,409,950	14,575,000	13,710,000	13,356,277	353,723	13,356,277
TITLUL XI ALTE CHELTUIELI (cod 59.01+59.02+59.08+59.11+59.12+59.15+59.17+59.20+59.22+ 59.25+59.30+59.35)	59			10,781,000	10,781,000	6,290,069	5,944,556	5,377,577	566,979	2,885,608
Asociatii si fundatii	5911			8,587,000	8,587,000	5,416,835	5,071,322	4,824,577	246,745	2,835,608
Sustinerea cultelor	5912			2,194,000	2,194,000	873,234	873,234	553,000	320,234	50,000
TITLUL XIX PLATI EFECTUATE IN ANII PRECEDENTI SI RECUPERATE IN ANUL CURENT(85.01)	85F					-29,741	-29,741	-29,741		
Plati efectuate in anii precedenti si recuperate in anul curent	8501F					-29,741	-29,741	-29,741		

A	B	1	2	3	4	5	6	7	8=6-7	9
(cod 85.01.01)										
Plati efectuate in anii precedenti si recuperate in anul curent in sectiunea de functionare a bugetului local	850101					-29,741	-29,741	-29,741		
SECTIUNEA DE DEZVOLTARE (cod 51+55+56+58+70+81+85)	D	148,893,000	148,893,000	201,000	201,000	196,000	124,000		124,000	6,428
TITLUL VI TRANSFERURI INTRE UNITATI ALE ADMINISTRATIEI PUBLICE (cod 51.02)	51D			129,000	129,000	124,000	124,000		124,000	
Transferuri de capital (cod 51.02.12+51.02.28+51.02.29)	5102			129,000	129,000	124,000	124,000		124,000	
Alte transferuri de capital catre institutii publice	510229			129,000	129,000	124,000	124,000		124,000	
CHELTUIELI DE CAPITAL ((cod 71+72+75)	70	148,893,000	148,893,000	72,000	72,000	72,000				6,428
TITLUL XIII ACTIVE NEFINANCIARE (cod 71.01 + 71.03)	71	148,893,000	148,893,000	72,000	72,000	72,000				6,428
Active fixe (cod 71.01.01 la 71.01.03+71.01.30)	7101	1,606,000	1,606,000	71,000	71,000	71,000				6,428
Constructii	710101	1,000,000	1,000,000	1,000	1,000	1,000				
Alte active fixe	710130	606,000	606,000	70,000	70,000	70,000				6,428
Reparatii capitale aferente activelor fixe	7103	147,287,000	147,287,000	1,000	1,000	1,000				
TITLUL VI TRANSFERURI INTRE UNITATI ALE ADMINISTRATIEI PUBLICE (cod 51.01+51.02)	51			18,784,000	18,538,950	14,699,000	13,834,000	13,356,277	477,723	13,356,277
	84					-29,741	-29,741	-29,741		
A. CHELTUIELILE CURENTE (10+20+30+40+50+51+55+56+58+57+59)	01			29,584,000	29,338,950	21,007,633	19,797,120	18,752,418	1,044,702	16,241,885
TITLUL XIX PLATI EFECTUATE IN ANII PRECEDENTI SI RECUPERATE IN ANUL CURENT (85.01)	85					-29,741	-29,741	-29,741		

*) Se inscriu denumirea si simbolul capitolelor din bugetul aprobat detaliate pe titluri , articole, alineate, pe structura clasificatiei economice

(bugetele locale, bugetul creditelor externe, bugetul creditelor interne, bugetul fondurilor externe nerambursabile - sursa D, institutii finantate integral sau partial din venituri proprii/activitati finantate integral din veniturii proprii)

NOTA: Sumele inscrise in col. 6 "Plati efectuate" cu semnul minus la Titlul 85, art. 85.01 "Plati efectuate din precedenti si recuperate in anul curent", se inscriu si pe col. 4 "Angajamente bugetare" si col. 5 "Angajamente legale" la acelasi cod tot cu semnul minus , astfel incat in col. 7 "Angajamente legale de platit" sa nu fie raportate sume.

Conducatorul institutiei

CATALIN CHERECHES

Conducatorul compartimentului

financiar-contabil

CARMEN POP

CONTUL DE EXECUTIE AL INSTITUTIILOR PUBLICE - CHELTUIELI

la data de 30.09.2020

Cod 21 Capitol 6802

Subcapitol

-lei-

DENUMIREA INDICATORILOR*)	Cod indicator	Credite de angajament		Credite bugetare		Angajamente bugetare	Angajamente legale	Plati efectuate	Angajamente legale de platit	Cheltuieli efective
		aprobate la finele perioadei de raportare	trimestriale cumulate	aprobate la finele perioadei de raportare	trimestriale cumulate					
A	B	1	2	3	4	5	6	7	8=6-7	9
TOTAL CHELTUIELI(SECTIUNEA DE FUNCTIONARE+SECTIUNEA DE DEZVOLTARE)		100,193,000	100,193,000	77,757,000	72,352,500	77,745,000	77,745,000	49,319,946	28,425,054	49,068,011
SECTIUNEA DE FUNCTIONARE (cod 01+79+85)	F			54,022,000	50,266,000	54,020,000	54,020,000	41,533,080	12,486,920	41,239,297
CHELTUIELI CURENTE (10+20+30+40+50+51SF+55SF+57+59)	01F			54,022,000	50,266,000	54,020,000	54,020,000	41,557,692	12,462,308	41,239,297
TITLUL I CHELTUIELI DE PERSONAL (cod 10.01 la10.03)	10			26,900,000	23,222,000	26,900,000	26,900,000	22,126,441	4,773,559	21,122,761
Cheltuieli salariale in bani (cod 10.01.01+10.01.03 la 10.01.08 +10.01.10 la 10.01.16 +10.01.30)	1001			25,781,000	22,159,000	25,781,000	25,781,000	21,121,690	4,659,310	20,140,470
Salarii de baza	100101			23,110,000	19,794,000	23,110,000	23,110,000	18,954,579	4,155,421	18,094,789
Sporuri pentru conditii de munca	100105			528,000	432,000	528,000	528,000	353,719	174,281	361,364
Indemnizatii de delegare	100113			11,000	11,000	11,000	11,000	60	10,940	60
Indemnizatii de hrana	100117			2,132,000	1,922,000	2,132,000	2,132,000	1,813,332	318,668	1,684,257
Cheltuieli salariale in natura (cod 10.02.01 la 10.02.06+10.02.30)	1002			531,000	531,000	531,000	531,000	528,600	2,400	528,600
Tichete de vacanta	100206			531,000	531,000	531,000	531,000	528,600	2,400	528,600
Contributii (cod 10.03.01 la 10.03.06)	1003			588,000	532,000	588,000	588,000	476,151	111,849	453,691
Contributia asiguratorie pentru munca	100307			588,000	532,000	588,000	588,000	476,151	111,849	453,691
TITLUL II BUNURI SI SERVICII (cod 20.01 la 20.06+20.09 la 20.16+20.18 la 20.25+20.27+20.30)	20			5,725,000	5,723,000	5,723,000	5,723,000	3,003,354	2,719,646	3,320,905
Bunuri si servicii (cod 20.01.01 la 20.01.09+20.01.30)	2001			3,308,000	3,306,000	3,306,000	3,306,000	1,894,445	1,411,555	2,077,704
Furnituri de birou	200101			81,000	81,000	81,000	81,000	20,735	60,265	23,064
Materiale pentru curatenie	200102			144,000	144,000	144,000	144,000	56,788	87,212	65,051

A	B	1	2	3	4	5	6	7	8=6-7	9
Incalzit, iluminat si forta motrica	200103			1,502,000	1,502,000	1,502,000	1,502,000	996,309	505,691	980,671
Apa, canal si salubritate	200104			513,000	513,000	513,000	513,000	231,359	281,641	300,272
Carburanti si lubrifianti	200105			40,000	40,000	40,000	40,000	33,885	6,115	36,484
Piese de schimb	200106			44,000	44,000	44,000	44,000	25,736	18,264	26,153
Posta, telecomunicatii, radio, tv, internet	200108			101,000	99,000	99,000	99,000	72,182	26,818	72,482
Materiale si prestari de servicii cu caracter functional	200109			712,000	712,000	712,000	712,000	394,050	317,950	453,328
Alte bunuri si servicii pentru intretinere si functionare	200130			171,000	171,000	171,000	171,000	63,401	107,599	120,199
Reparatii curente	2002			506,000	506,000	506,000	506,000	139,281	366,719	145,861
Hrana (cod 20.03.01+20.03.02)	2003			1,574,000	1,574,000	1,574,000	1,574,000	886,420	687,580	1,050,145
Hrana pentru oameni	200301			1,574,000	1,574,000	1,574,000	1,574,000	886,420	687,580	1,050,145
Medicamente si materiale sanitare (cod 20.04.01 la 20.04.04)	2004			47,000	47,000	47,000	47,000	7,653	39,347	14,755
Medicamente	200401			12,000	12,000	12,000	12,000	2,504	9,496	5,410
Materiale sanitare	200402			26,000	26,000	26,000	26,000	4,938	21,062	7,824
Dezinfectanti	200404			9,000	9,000	9,000	9,000	211	8,789	1,521
Bunuri de natura obiectelor de inventar (cod 20.05.01+20.05.03+20.05.30)	2005			165,000	165,000	165,000	165,000	46,428	118,572	
Alte obiecte de inventar	200530			165,000	165,000	165,000	165,000	46,428	118,572	
Deplasari, detasari, transferari (cod 20.06.01+20.06.02)	2006			30,000	30,000	30,000	30,000		30,000	
Deplasari interne, detasari, transferari	200601			20,000	20,000	20,000	20,000		20,000	
Deplasari in strainatate	200602			10,000	10,000	10,000	10,000		10,000	
Carti, publicatii si materiale documentare	2011			11,000	11,000	11,000	11,000	4,328	6,672	5,198
Pregatire profesionala	2013			34,000	34,000	34,000	34,000	650	33,350	3,150
Alte cheltuieli (cod 20.30.01 la 20.30.04+20.30.06+20.30.07+20.30.09+20.30.30)	2030			50,000	50,000	50,000	50,000	24,149	25,851	24,092
Alte cheltuieli cu bunuri si servicii	203030			50,000	50,000	50,000	50,000	24,149	25,851	24,092
TITLUL IX ASISTENTA SOCIALA (cod 57.02)	57			20,404,000	20,359,000	20,404,000	20,404,000	15,700,570	4,703,430	16,095,935
Ajutoare sociale (cod 57.02.01 la 57.02.05)	5702			20,404,000	20,359,000	20,404,000	20,404,000	15,700,570	4,703,430	16,095,935
Ajutoare sociale in numerar	570201			15,190,000	15,145,000	15,190,000	15,190,000	13,606,965	1,583,035	13,245,745
Ajutoare sociale in natura	570202			5,214,000	5,214,000	5,214,000	5,214,000	2,093,605	3,120,395	2,850,190
TITLUL XI ALTE CHELTUIELI (cod 59.01+59.02+59.08+59.11+59.12+59.15+59.17+59.20+59.22+59.25+59.30+59.35)	59			993,000	962,000	993,000	993,000	727,327	265,673	699,696
Asociatii si fundatii	5911			473,000	473,000	473,000	473,000	275,049	197,951	275,049

A	B	1	2	3	4	5	6	7	8=6-7	9
Sume aferente persoanelor cu handicap neincadrate	5940			520,000	489,000	520,000	520,000	452,278	67,722	424,647
TITLUL XIX PLATI EFECTUATE IN ANII PRECEDENTI SI RECUPERATE IN ANUL CURENT(85.01)	85F							-24,612	24,612	
Plati efectuate in anii precedenti si recuperate in anul curent (cod 85.01.01)	8501F							-24,612	24,612	
Plati efectuate in anii precedenti si recuperate in anul curent în sectiunea de functionare a bugetului local	850101							-24,612	24,612	
SECTIUNEA DE DEZVOLTARE (cod 51+55+56+58+70+81+85)	D	100,193,000	100,193,000	23,735,000	22,086,500	23,725,000	23,725,000	7,786,866	15,938,134	7,828,714
TITLUL X Proiecte cu finantare din fonduri externe nerambursabile aferente cadrului financiar 2014-2020 (cod 58.01 la 58.05+58.11+58.12+58.15+58.16+58.30)	58	31,201,000	31,201,000	20,281,000	18,632,500	20,281,000	20,281,000	7,932,766	12,348,234	7,062,594
Programe din Fondul European de Dezvoltare Regionala (FEDR) (cod 58.01.01 la 58.01.03)	5801	13,014,000	13,014,000	773,000	773,000	773,000	773,000		773,000	
Finantarea nationala	580101	538,040	538,040	32,000	32,000	32,000	32,000		32,000	
Finantarea externa nerambursabila	580102	3,048,930	3,048,930	184,000	184,000	184,000	184,000		184,000	
Cheltuieli neeligibile	580103	9,427,030	9,427,030	557,000	557,000	557,000	557,000		557,000	
Programe din Fondul Social European (FSE) (cod 58.02.01 la 58.02.03)	5802	18,027,000	18,027,000	19,348,000	17,699,500	19,348,000	19,348,000	7,884,455	11,463,545	7,012,718
Finantarea nationala	580201	2,703,900	2,703,900	2,903,050	2,660,030	2,903,050	2,903,050	1,182,688	1,720,362	1,054,347
Finantarea externa nerambursabila	580202	15,323,100	15,323,100	16,444,950	15,039,470	16,444,950	16,444,950	6,701,767	9,743,183	5,958,371
Alte programe comunitare finantate in perioada 2014-2020 (cod 58.15.01 la 58.15.03)	5815	160,000	160,000	160,000	160,000	160,000	160,000	48,311	111,689	49,876
Finantarea nationala	581501	15,000	15,000	15,000	15,000	15,000	15,000	13,581	1,419	15,000
Finantarea externa nerambursabila	581502	145,000	145,000	145,000	145,000	145,000	145,000	34,730	110,270	34,876
CHELTUIELI DE CAPITAL ((cod 71+72+75)	70	68,992,000	68,992,000	3,454,000	3,454,000	3,444,000	3,444,000	130,232	3,313,768	766,120
TITLUL XIII ACTIVE NEFINANCIARE (cod 71.01 + 71.03)	71	68,992,000	68,992,000	3,454,000	3,454,000	3,444,000	3,444,000	130,232	3,313,768	766,120
Active fixe (cod 71.01.01 la 71.01.03+71.01.30)	7101	2,440,000	2,440,000	3,303,000	3,303,000	3,303,000	3,303,000		3,303,000	150,814
Constructii	710101			2,728,000	2,728,000	2,728,000	2,728,000		2,728,000	
Masini, echipamente si mijloace de transport	710102	10,000	10,000	10,000	10,000	10,000	10,000		10,000	
Mobilier, aparatura birotica si alte active corporale	710103	10,000	10,000	10,000	10,000	10,000	10,000		10,000	150,814
Alte active fixe	710130	2,420,000	2,420,000	555,000	555,000	555,000	555,000		555,000	
Reparatii capitale aferente activelor fixe	7103	66,552,000	66,552,000	151,000	151,000	141,000	141,000	130,232	10,768	615,306
TITLUL XIX PLATI EFECTUATE IN ANII PRECEDENTI SI	85							-276,132	276,132	


A	B	1	2	3	4	5	6	7	8=6-7	9
RECUPERATE IN ANUL CURENT (85.01)										
Plati efectuate in anii precedenti si recuperate in anul curent (cod 85.01.02+85.01.05)	8501							-276,132	276,132	
Plati efectuate in anii precedenti si recuperate in anul curent afereente fondurilor externe nerambursabile	850105							-276,132	276,132	
	84							-300,744	300,744	
A. CHELTUIELILE CURENTE (10+20+30+40+50+51+55+56+58+57+59)	01	31,201,000	31,201,000	74,303,000	68,898,500	74,301,000	74,301,000	49,490,458	24,810,542	48,301,891
TITLUL XIX PLATI EFECTUATE IN ANII PRECEDENTI SI RECUPERATE IN ANUL CURENT (85.01)	85							-300,744	300,744	

*) Se inscriu denumirea si simbolul capitolului din bugetul aprobat detaliate pe titluri , articole, alineate, pe structura clasificatiei economice (bugetele locale, bugetul creditelor externe, bugetul creditelor interne, bugetul fondurilor externe nerambursabile - sursa D, institutii finantate integral sau partial din venituri proprii/activitati finantate integral din veniturii proprii)

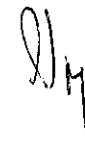
NOTA: Sumele inscrise in col. 6 "Plati efectuate" cu semnul minus la Titlul 85, art. 85.01 "Plati efectuate din precedenti si recuperate in anul curent", se inscriu si pe col. 4 "Angajamente bugetare" si col. 5 "Angajamente legale" la acelasi cod tot cu semnul minus , astfel incat in col. 7 "Angajamente legale de platit" sa nu fie raportate sume.

Conducatorul institutiei

CATALIN CHERECHES



Conducatorul compartimentului
financiar-contabil
CARMEN POP



CONTUL DE EXECUTIE AL INSTITUTIILOR PUBLICE - CHELTUIELI

la data de 30.09.2020

Cod 21 Capitol 7002

Subcapitol

-lei-

DENUMIREA INDICATORILOR*)	Cod indicator	Credite de angajament		Credite bugetare		Angajamente bugetare	Angajamente legale	Plati efectuate	Angajamente legale de platit	Cheltuieli efective
		aprobate la finele perioadei de raportare	trimestriale cumulate	aprobate la finele perioadei de raportare	trimestriale cumulate					
A	B	1	2	3	4	5	6	7	8=6-7	9
TOTAL CHELTUIELI(SECTIUNEA DE FUNCTIONARE+SECTIUNEA DE DEZVOLTARE)		468,250,490	468,250,490	112,836,000	97,160,910	79,475,085	46,917,728	27,035,457	19,882,271	27,512,851
SECTIUNEA DE FUNCTIONARE (cod 01+79+85)	F	3,000,000	3,000,000	34,397,000	32,986,000	32,751,728	28,635,307	23,540,889	5,094,418	25,139,797
CHELTUIELI CURENTE (10+20+30+40+50+51SF+55SF+57+59)	01F	3,000,000	3,000,000	34,397,000	32,986,000	32,751,728	28,635,307	23,540,889	5,094,418	25,139,797
TITLUL II BUNURI SI SERVICII (cod 20.01 la 20.06+20.09 la 20.16+20.18 la 20.25+20.27+20.30)	20	3,000,000	3,000,000	18,303,000	18,270,000	18,297,728	14,982,745	11,287,584	3,695,161	12,055,816
Bunuri si servicii (cod 20.01.01 la 20.01.09+20.01.30)	2001	3,000,000	3,000,000	13,226,000	13,208,000	13,220,728	11,383,235	8,969,626	2,413,609	9,877,222
Incalzit, iluminat si forta motrica	200103	3,000,000	3,000,000	8,300,000	8,285,000	8,300,000	7,638,000	7,122,288	515,712	6,889,957
Apa, canal si salubritate	200104			215,000	214,000	209,728	199,066	147,232	51,834	179,696
Posta, telecomunicatii, radio, tv, internet	200108			16,000	14,000	16,000	3,183	3,183		2,876
Materiale si prestari de servicii cu caracter functional	200109			4,670,000	4,670,000	4,670,000	3,524,067	1,678,004	1,846,063	2,795,902
Alte bunuri si servicii pentru intretinere si functionare	200130			25,000	25,000	25,000	18,919	18,919		8,791
Reparatii curente	2002			2,196,000	2,196,000	2,196,000	1,786,085	939,030	847,055	923,727
Bunuri de natura obiectelor de inventar (cod 20.05.01+20.05.03+20.05.30)	2005			555,500	555,500	555,500	405,582	242,646	162,936	133,218
Alte obiecte de inventar	200530			555,500	555,500	555,500	405,582	242,646	162,936	133,218
Consultanta si expertiza	2012			160,700	160,700	160,700				
Alte cheltuieli (cod 20.30.01 la 20.30.04+20.30.06+20.30.07+20.30.09+20.30.30)	2030			2,164,800	2,149,800	2,164,800	1,407,843	1,136,282	271,561	1,121,649
Chirii	203004			1,203,000	1,203,000	1,203,000	820,674	702,282	118,392	659,524
Alte cheltuieli cu bunuri si servicii	203030			961,800	946,800	961,800	587,169	434,000	153,169	462,125

A	B	1	2	3	4	5	6	7	8=6-7	9
TITLUL VI TRANSFERURI INTRE UNITATI ALE ADMINISTRATIEI PUBLICE (cod 51.01) (cod 51.01)	51F			13,640,000	12,262,000	12,000,000	11,199,000	11,003,075	195,925	11,003,075
Transferuri curente (cod 51.01.01+51.01.03+51.01.05+51.01.14+51.01.15+ 51.01.24 +51.01.26 +51.01.31+51.01.39+51.01.46+51.01.49+51.01.60+51.01.61+51.01.64)	5101			13,640,000	12,262,000	12,000,000	11,199,000	11,003,075	195,925	11,003,075
Transferuri catre institutii publice	510101			13,640,000	12,262,000	12,000,000	11,199,000	11,003,075	195,925	11,003,075
TITLUL VII ALTE TRANSFERURI (cod 55.01+ 55.02)	55F			2,454,000	2,454,000	2,454,000	2,453,562	1,250,230	1,203,332	2,080,906
Transferuri interne (55.01.18+55.01.63+55.01.65)	5501F			2,454,000	2,454,000	2,454,000	2,453,562	1,250,230	1,203,332	2,080,906
Sume reprezentând contributia unitatilor administrativ-teritoriale la Fondul IID	550165			2,454,000	2,454,000	2,454,000	2,453,562	1,250,230	1,203,332	2,080,906
SECTIUNEA DE DEZVOLTARE (cod 51+55+56+58+70+81+85)	D	465,250,490	465,250,490	78,439,000	64,174,910	46,723,357	18,282,421	3,494,568	14,787,853	2,373,054
TITLUL VI TRANSFERURI INTRE UNITATI ALE ADMINISTRATIEI PUBLICE (cod 51.02)	51D			1,566,000	1,566,000	1,500,000	655,000	519,000	136,000	519,000
Transferuri de capital (cod 51.02.12+51.02.28+51.02.29)	5102			1,566,000	1,566,000	1,500,000	655,000	519,000	136,000	519,000
Alte transferuri de capital catre institutii publice	510229			1,566,000	1,566,000	1,500,000	655,000	519,000	136,000	519,000
TITLUL VII ALTE TRANSFERURI (cod 55.01)	55D					342,636	342,636		342,636	
A. Transferuri interne (cod 55.01.03+55.01.07 la 55.01.10 +55.01.12 + 55.01.13 +55.01.15+55.01.28+55.01.42+55.01.56)	5501D					342,636	342,636		342,636	
Investitii ale agentilor economici cu capital de stat	550112					342,636	342,636		342,636	
Titlul VIII PROIECTE CU FINANTARE DIN FONDURI EXTERNE NERAMBURSABILE (FEN) POSTADERARE (cod 56.01 la 56.05+cod 56.07+56.08+56.11+56.15 la 56.18 +56.25+56.27+56.28+56.40)	56									150,950
Programe din Fondul European de Dezvoltare Regionala (FEDR) (cod 56.01.01 la 56.01.03)	5601									150,950
Finantarea nationala*)	560101									21,497
Cheltuieli neeligibile*)	560103									129,453
TITLUL X Proiecte cu finantare din fonduri externe nerambursabile aferente cadrului financiar 2014-2020 (cod 58.01 la 58.05+58.11+58.12+58.15+58.16+58.30)	58	111,510,490	111,510,490	60,406,000	46,156,910	30,495,188	10,472,109	273,906	10,198,203	437,447
Programe din Fondul European de Dezvoltare Regionala (FEDR) (cod 58.01.01 la 58.01.03)	5801	108,575,490	108,575,490	57,505,000	43,546,000	27,594,188	7,571,109	80,414	7,490,695	289,897
Finantarea nationala	580101	33,844,010	33,844,010	16,664,500	13,256,800	8,673,618	2,411,092	5,741	2,405,351	2,272
Finantarea externa nerambursabila	580102	65,283,480	65,283,480	37,537,500	27,672,200	16,878,570	3,960,017	74,673	3,885,344	63,591

A	B	1	2	3	4	5	6	7	8=6-7	9
Cheltuieli neeligibile	580103	9,448,000	9,448,000	3,303,000	2,617,000	2,042,000	1,200,000		1,200,000	224,034
Programe din Fondul Social European (FSE) (cod 58.02.01 la 58.02.03)	5802	2,935,000	2,935,000	2,901,000	2,610,910	2,901,000	2,901,000	193,492	2,707,508	147,550
Finantarea nationala	580201	440,250	440,250	435,150	391,640	435,150	435,150	29,024	406,126	22,132
Finantarea externa nerambursabila	580202	2,494,750	2,494,750	2,465,850	2,219,270	2,465,850	2,465,850	164,468	2,301,382	125,418
CHELTUIELI DE CAPITAL ((cod 71+72+75)	70	353,740,000	353,740,000	16,467,000	16,452,000	14,385,533	6,812,676	2,701,662	4,111,014	1,265,657
TITLUL XIII ACTIVE NEFINANCIARE (cod 71.01 + 71.03)	71	353,740,000	353,740,000	16,467,000	16,452,000	14,385,533	6,812,676	2,701,662	4,111,014	1,265,657
Active fixe (cod 71.01.01 la 71.01.03+71.01.30)	7101	296,502,000	296,502,000	11,064,000	11,049,000	9,085,201	4,370,109	1,252,906	3,117,203	1,265,657
Constructii	710101	32,292,000	32,292,000	2,374,000	2,359,000	2,054,000	751,614	751,614		653,940
Masini, echipamente si mijloace de transport	710102	20,000	20,000	16,000	16,000	16,000	2,770	2,770		107,490
Mobilier, aparatura birotica si alte active corporale	710103	8,200,000	8,200,000	3,438,000	3,438,000	3,428,000	2,399,953		2,399,953	
Alte active fixe	710130	255,990,000	255,990,000	5,236,000	5,236,000	3,587,201	1,215,772	498,522	717,250	504,227
Reparatii capitale aferente activelor fixe	7103	57,238,000	57,238,000	5,403,000	5,403,000	5,300,332	2,442,567	1,448,756	993,811	
TITLUL VI TRANSFERURI INTRE UNITATI ALE ADMINISTRATIEI PUBLICE (cod 51.01+51.02)	51			15,206,000	13,828,000	13,500,000	11,854,000	11,522,075	331,925	11,522,075
TITLUL VII ALTE TRANSFERURI (cod 55.01+55.02)	55			2,454,000	2,454,000	2,796,636	2,796,198	1,250,230	1,545,968	2,080,906
A. CHELTUIELILE CURENTE (10+20+30+40+50+51+55+56+58+57+59)	01	114,510,490	114,510,490	96,369,000	80,708,910	65,089,552	40,105,052	24,333,795	15,771,257	26,247,194


*) Se inscriu denumirea si simbolul capitolului din bugetul aprobat detaliate pe titluri , articole, alineate, pe structura clasificatiei economice

(bugetele locale, bugetul creditelor externe, bugetul creditelor interne, bugetul fondurilor externe nerambursabile - sursa D, institutii finantate integral sau partial din venituri proprii/activitati finantate integral din veniturii proprii)

NOTA: Sumele inscrise in col. 6 "Plati efectuate" cu semnul minus la Titlul 85, art. 85.01 "Plati efectuate din precedenti si recuperate in anul curent", se inscriu si pe col. 4 "Angajamente bugetare" si col. 5 "Angajamente legale" la acelasi cod tot cu semnul minus , astfel incat in col. 7 "Angajamente legale de platit" sa nu fie raportate sume.


Conducatorul institutiei

CATALIN CHERECHES



Conducatorul compartimentului
financiar-contabil

CARMEN POP



CONTUL DE EXECUTIE AL INSTITUTIILOR PUBLICE - CHELTUIELI

la data de 30.09.2020

Cod 21 Capitol 7402

Subcapitol

-lei-

DENUMIREA INDICATORILOR*)	Cod indicator	Credite de angajament		Credite bugetare		Angajamente bugetare	Angajamente legale	Plati efectuate	Angajamente legale de platit	Cheltuieli efective
		Initiale	Definitive	Initiale	Definitive					
A	B	1	2	3	4	5	6	7	8=6-7	9
TOTAL CHELTUIELI(SECTIUNEA DE FUNCTIONARE+SECTIUNEA DE DEZVOLTARE)		39,777,000	39,777,000	38,854,000	38,829,000	37,974,605	33,668,417	24,839,400	8,829,017	29,275,735
SECTIUNEA DE FUNCTIONARE (cod 01+79+85)	F			35,306,000	35,281,000	35,306,000	33,108,648	24,409,934	8,698,714	29,129,004
CHELTUIELI CURENTE (10+20+30+40+50+51SF+55SF+57+59)	01F			35,306,000	35,281,000	35,306,000	33,108,648	24,409,934	8,698,714	29,129,004
TITLUL II BUNURI SI SERVICII (cod 20.01 la 20.06+20.09 la 20.16+20.18 la 20.25+20.27+20.30)	20			26,624,000	26,624,000	26,624,000	24,533,648	17,127,068	7,406,580	20,654,004
Bunuri si servicii (cod 20.01.01 la 20.01.09+20.01.30)	2001			26,622,000	26,622,000	26,622,000	24,532,048	17,125,468	7,406,580	20,654,004
Apa, canal si salubritate	200104			26,622,000	26,622,000	26,622,000	24,532,048	17,125,468	7,406,580	20,654,004
Bunuri de natura obiectelor de inventar (cod 20.05.01+20.05.03+20.05.30)	2005			2,000	2,000	2,000	1,600	1,600		
Alte obiecte de inventar	200530			2,000	2,000	2,000	1,600	1,600		
TITLUL XI ALTE CHELTUIELI (cod 59.01+59.02+59.08+59.11+59.12+59.15+59.17+59.20+59.22+59.25+59.30+59.35)	59			8,682,000	8,657,000	8,682,000	8,575,000	7,282,866	1,292,134	8,475,000
Asociatii si fundatii	5911			300,000	275,000	300,000	300,000	233,000	67,000	200,000
Despagubiri civile	5917			8,382,000	8,382,000	8,382,000	8,275,000	7,049,866	1,225,134	8,275,000
SECTIUNEA DE DEZVOLTARE (cod 51+55+56+58+70+81+85)	D	39,777,000	39,777,000	3,548,000	3,548,000	2,668,605	559,769	429,466	130,303	146,731
TITLUL VII ALTE TRANSFERURI (cod 55.01)	55D			23,000	23,000	9,000	8,350	8,350		8,350
A. Transferuri interne (cod 55.01.03+55.01.07 la 55.01.10 +55.01.12 + 55.01.13 +55.01.15+55.01.28+55.01.42+55.01.56)	5501D			23,000	23,000	9,000	8,350	8,350		8,350
Programe PHARE si alte programe cu finantare	550108			23,000	23,000	9,000	8,350	8,350		8,350

A	B	1	2	3	4	5	6	7	8=6-7	9
nerambursabila										
TITLUL X Proiecte cu finantare din fonduri externe nerambursabile aferente cadrului financiar 2014-2020 (cod 58.01 la 58.05+58.11+58.12+58.15+58.16+58.30)	58	23,229,000	23,229,000	792,000	792,000	300,000	300,000	210,922	89,078	138,381
Programe din Fondul de Coeziune (FC) (58.03.01 la 58.03.03)	5803	22,872,000	22,872,000	492,000	492,000					
Finantarea nationala	580301	3,087,800	3,087,800	66,420	66,420					
Finantarea externa nerambursabila	580302	17,497,000	17,497,000	376,380	376,380					
Cheltuieli neeligibile	580303	2,287,200	2,287,200	49,200	49,200					
Programe Instrumentul European de Vecinatate (ENI) (cod 58.12.01 la 58.12.03)	5812	357,000	357,000	300,000	300,000	300,000	300,000	210,922	89,078	138,381
Finantarea nationala	581201	36,000	36,000	30,000	30,000					
Finantarea externa nerambursabila	581202	321,000	321,000	270,000	270,000	30,000	30,000	21,189	8,811	883
CHELTUIELI DE CAPITAL ((cod 71+72+75)	70	16,548,000	16,548,000	2,733,000	2,733,000	2,700,000	2,700,000	189,733	80,267	137,498
TITLUL XIII ACTIVE NEFINANCIARE (cod 71.01 + 71.03)	71	16,548,000	16,548,000	2,733,000	2,733,000	2,359,605	251,419	210,194	41,225	
Active fixe (cod 71.01.01 la 71.01.03+71.01.30)	7101	16,548,000	16,548,000	2,733,000	2,733,000	2,359,605	251,419	210,194	41,225	
Constructii	710101	13,000,000	13,000,000	100,000	100,000					
Masini, echipamente si mijloace de transport	710102	2,438,000	2,438,000	2,109,000	2,109,000					
Alte active fixe	710130	1,110,000	1,110,000	524,000	524,000	2,109,000	1,714	1,714		
TITLUL VII ALTE TRANSFERURI (cod 55.01+55.02)	55			23,000	23,000	250,605	249,705	208,480	41,225	
A. CHELTUIELILE CURENTE (10+20+30+40+50+51+55+56+58+57+59)	01	23,229,000	23,229,000	36,121,000	36,096,000	35,615,000	33,416,998	24,629,206	8,787,792	29,275,735

*) Se inscriu denumirea si simbolul capitolului din bugetul aprobat detaliate pe titluri, articole, alineate, pe structura clasificatiei economice (bugetele locale, bugetul creditelor externe, bugetul creditelor interne, bugetul fondurilor externe nerambursabile - sursa D, institutii finantate integral sau partial din venituri proprii/activitati finantate integral din veniturii proprii)

NOTA: Sumele inscise in col. 6 "Plati efectuate" cu semnul minus la Titlul 85, art. 85.01 "Plati efectuate din precedenti si recuperate in anul curent", se inscriu si pe col. 4 "Angajamente bugetare" si col. 5 "Angajamente legale" la acelasi cod tot cu semnul minus, astfel incat in col. 7 "Angajamente legale de plati" sa nu fie raportate sume.

Conducatorul institutiei

CATALIN CHERECHES

Conducatorul compartimentului
financiar-contabil
CARMEN POP

CONTUL DE EXECUTIE AL INSTITUTIILOR PUBLICE - CHELTUIELI

la data de 30.09.2020

Cod 21 Capitol 8402

Subcapitol

-lei-

DENUMIREA INDICATORILOR*)	Cod indicator	Credite de angajament		Credite bugetare		Angajamente bugetare	Angajamente legale	Plati efectuate	Angajamente legale de platit	Cheltuieli efective
		aprobate la finele perioadei de raportare	trimestriale cumulate	aprobate la finele perioadei de raportare	trimestriale cumulate					
A	B	1	2	3	4	5	6	7	8=6-7	9
TOTAL CHELTUIELI(SECTIUNEA DE FUNCTIONARE+SECTIUNEA DE DEZVOLTARE)		348,977,000	348,977,000	86,354,000	61,997,000	68,767,641	59,109,736	28,038,264	31,071,472	26,906,000
SECTIUNEA DE FUNCTIONARE (cod 01+79+85)	F			50,950,000	43,450,000	50,950,000	49,440,818	25,121,688	24,319,130	26,888,150
CHELTUIELI CURENTE (10+20+30+40+50+51SF+55SF+57+59)	01F			48,996,000	41,496,000	48,996,000	47,486,818	24,296,688	23,190,130	26,888,150
TITLUL II BUNURI SI SERVICII (cod 20.01 la 20.06+20.09 la 20.16+20.18 la 20.25+20.27+20.30)	20			36,146,000	28,646,000	36,146,000	36,146,000	14,720,231	21,425,769	16,964,984
Bunuri si servicii (cod 20.01.01 la 20.01.09+20.01.30)	2001			41,000	41,000	41,000	41,000	25,061	15,939	3,630
Furnituri de birou	200101			41,000	41,000	41,000	41,000	25,061	15,939	3,630
Reparatii curente	2002			36,105,000	28,605,000	36,105,000	36,105,000	14,695,170	21,409,830	16,961,354
TITLUL IV SUBVENTII (cod 40.03+40.20+ 40.30)	40			12,850,000	12,850,000	12,850,000	11,340,818	9,576,457	1,764,361	9,923,166
Subventii pentru acoperirea diferentelor de pret si tarif	4003			12,850,000	12,850,000	12,850,000	11,340,818	9,576,457	1,764,361	9,923,166
OPERATIUNI FINANCIARE (cod 80+81)	79F			1,954,000	1,954,000	1,954,000	1,954,000	825,000	1,129,000	
TITLUL XVII RAMBURSARI DE CREDITE (cod 81.01+81.02)	81F			1,954,000	1,954,000	1,954,000	1,954,000	825,000	1,129,000	
Rambursari de credite interne (cod 81.02.01+81.02.02+ 81.02.05)	8102			1,954,000	1,954,000	1,954,000	1,954,000	825,000	1,129,000	
Rambursari de credite aferente datoriei publice interne locale	810205			1,954,000	1,954,000	1,954,000	1,954,000	825,000	1,129,000	
SECTIUNEA DE DEZVOLTARE (cod 51+55+56+58+70+81+85)	D	348,977,000	348,977,000	35,404,000	18,547,000	17,817,641	9,668,918	2,916,576	6,752,342	17,850
TITLUL X Proiecte cu finantare din fonduri externe nerambursabile aferente cadrului financiar 2014-2020 (cod 58.01 la 58.05+58.11+58.12+58.15+58.16+58.30)	58	248,533,000	248,533,000	24,959,000	9,511,000	7,708,556	1,308	1,308		

A	B	1	2	3	4	5	6	7	8=6-7	9
Programe din Fondul European de Dezvoltare Regionala (FEDR) (cod 58.01.01 la 58.01.03)	5801	248,533,000	248,533,000	24,959,000	9,511,000	7,708,556	1,308	1,308		
Finantarea nationala	580101	28,373,210	28,373,210	2,763,150	892,100	2,175,150	196	196		
Finantarea externa nerambursabila	580102	160,783,190	160,783,190	15,654,850	5,050,900	4,557,406	1,112	1,112		
Cheltuieli neeligibile	580103	59,376,600	59,376,600	6,541,000	3,568,000	976,000				
CHELTUIELI DE CAPITAL ((cod 71+72+75)	70	100,444,000	100,444,000	3,336,000	3,328,000	3,000,085	2,558,610	1,013,052	1,545,558	17,850
TITLUL XIII ACTIVE NEFINANCIARE (cod 71.01 + 71.03)	71	100,444,000	100,444,000	3,336,000	3,328,000	3,000,085	2,558,610	1,013,052	1,545,558	17,850
Active fixe (cod 71.01.01 la 71.01.03+71.01.30)	7101	98,414,000	98,414,000	1,278,000	1,270,000	956,085	895,817	64,385	831,432	17,850
Constructii	710101	10,000,000	10,000,000	1,000		1,000	1,000		1,000	
Masini, echipamente si mijloace de transport	710102	76,810,000	76,810,000	6,000						
Mobilier, aparatura birotica si alte active corporale	710103	6,601,000	6,601,000	700,000	700,000	700,000	700,000		700,000	
Alte active fixe	710130	5,003,000	5,003,000	571,000	570,000	255,085	194,817	64,385	130,432	17,850
Reparatii capitale aferente activelor fixe	7103	2,030,000	2,030,000	2,058,000	2,058,000	2,044,000	1,662,793	948,667	714,126	
OPERATIUNI FINANCIARE (cod 81)	79			7,109,000	5,708,000	7,109,000	7,109,000	1,902,216	5,206,784	
TITLUL XVII RAMBURSARI DE CREDITE (cod 81.04)	81			7,109,000	5,708,000	7,109,000	7,109,000	1,902,216	5,206,784	
Rambursarea imprumuturilor contractate pentru finantarea proiectelor cu finantare UE	8104			7,109,000	5,708,000	7,109,000	7,109,000	1,902,216	5,206,784	
TITLUL XVI RAMBURSARI DE CREDETE	81			9,063,000	7,662,000	9,063,000	9,063,000	2,727,216	6,335,784	
OPERATIUNI FINANCIARE (cod 81)	79			9,063,000	7,662,000	9,063,000	9,063,000	2,727,216	6,335,784	
A. CHELTUIELILE CURENTE (10+20+30+40+50+51+55+56+58+57+59)	01	248,533,000	248,533,000	73,955,000	51,007,000	56,704,556	47,488,126	24,297,996	23,190,130	26,888,150


*) Se inscriu denumirea si simbolul capitolelor din bugetul aprobat detaliate pe titluri , articole, alineate, pe structura clasificatiei economice

(bugetele locale, bugetul creditelor externe, bugetul creditelor interne, bugetul fondurilor externe nerambursabile - sursa D, institutii finantate integral sau partial din venituri proprii/activitati finantate integral din veniturii proprii)

NOTA: Sumele inscrise in col. 6 "Plati efectuate" cu semnul minus la Titlul 85, art. 85.01 "Plati efectuate din precedenti si recuperate in anul curent", se inscriu si pe col. 4 "Angajamente bugetare" si col. 5 "Angajamente legale" la acelasi cod tot cu semnul minus , astfel incat in col. 7 "Angajamente legale de platit" sa nu fie raportate sume.

Conducatorul institutiei

CATALIN CHERECHES



Conducatorul compartimentului

financiar-contabil

CARMEN POP

